



The ABC Bunny Printables

Thanks so much for stopping by my site and downloading this file. I hope that you and your child have **MUCH** fun together using this free resource! You can find all of my files and links for this unit on this webpage:

<http://homeschoolcreations.com/TheABCBunny.html>

This pack contains early learning printables to use with your toddler or preschooler when studying [The ABC Bunny by Wanda Ga'g](http://homeschoolcreations.com/TheABCBunny.html). I would highly recommend printing the activities from this set onto cardstock so that they are sturdier for younger hands.

If you would like to share, please share a link to my blog or to the page that hosts these files. **Please do not link directly to just the PDF files** (the link you are at now). Please feel free to print this pdf file for your own personal use. They were created for private and non-profit use. Please do not sell or host these files anywhere else.

You can also find extra go-along printables to use with many of the other children's books on my website:


<http://homeschoolcreations.com/LiteratureBasedPrintables.html>

Created by Jolanthe @ <http://homeschoolcreations.com>

July 2011




jay



lizard




Squirrel



frog



owl



porcupine



quail




bunny



kitten




jay



lizard




Squirrel



frog



owl



porcupine



quail



bunny




kitten



U

J

Y



L

I


D



R

L

S



L

F


E



C

L


O



B

P

K



Q

L

C



G

B

S



T

N

K

The ABC Bunny Alphabet

A B C D E F


G H I J K L M

N O P Q R S

T U V W X Y

Z






quail



squirrel




bunny




frog



jay



lizard



porcupine




owl



kitten



munch















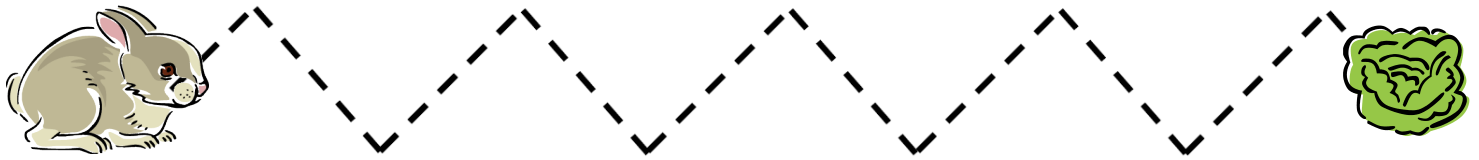


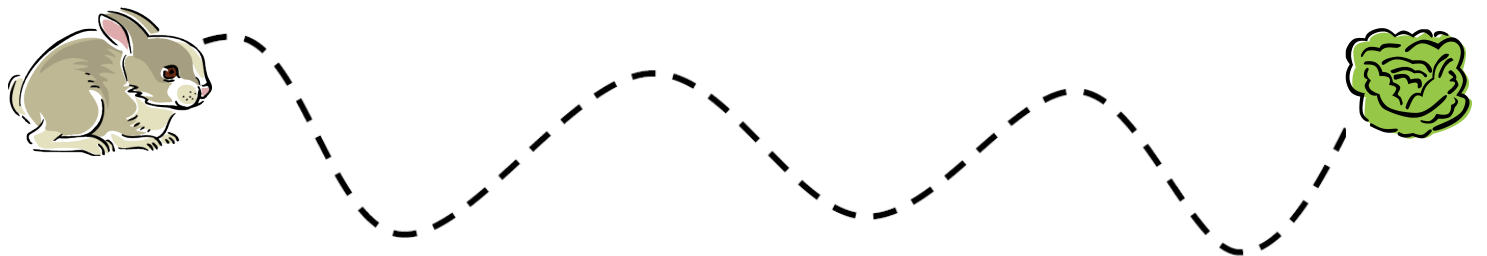
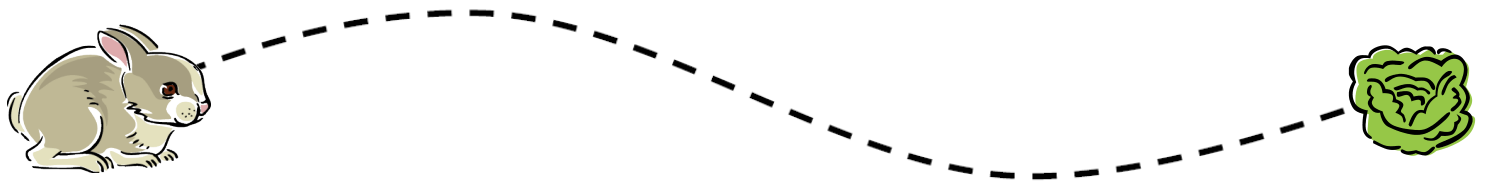
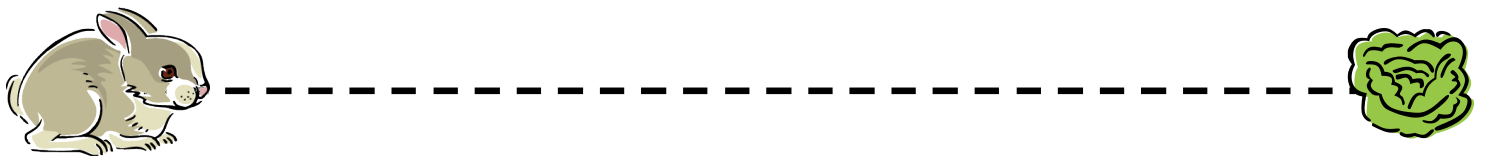
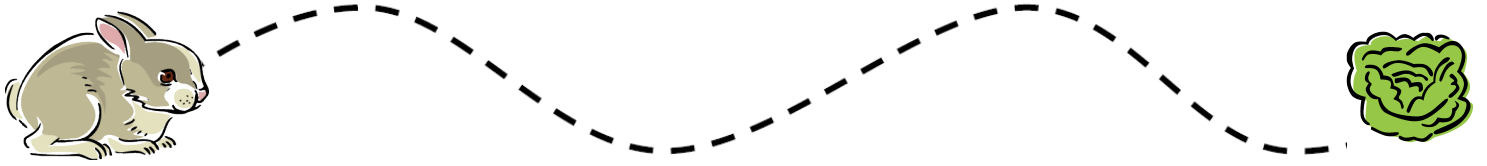























Insects










Not an Insect








Cut out the pieces below and sort by insects and non-insects.











Print off the leaves and help your child match the lowercase letters to the uppercase letters. You can also put them in ABC order.



five

ten

one

six

three

eight

seven

nine

two

four

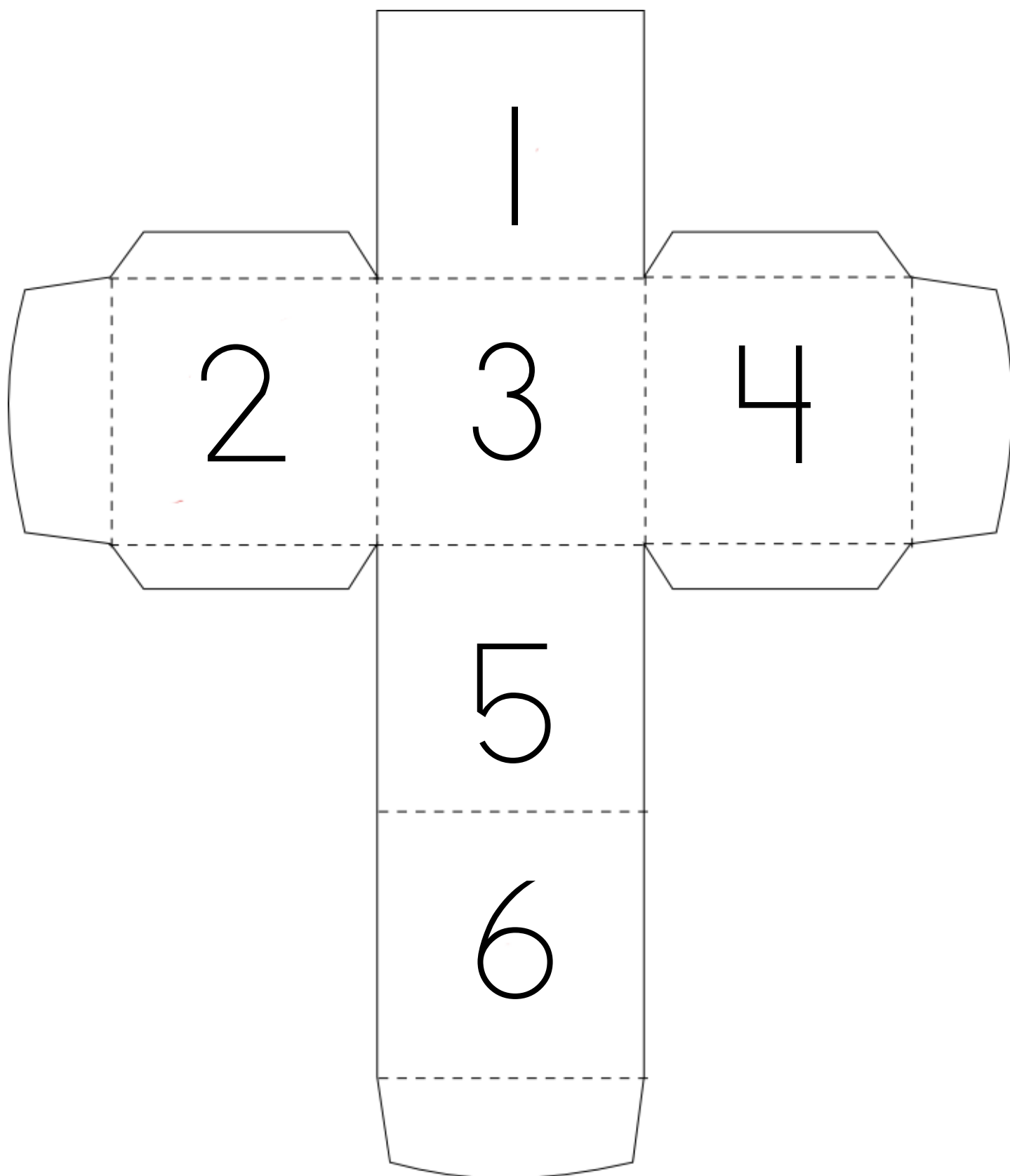


Cut out the numbers and have your child match the number to the number word.






1	2	3	4	5	6	7	8	9	10
---	---	---	---	---	---	---	---	---	----



Cut out the dice template below, fold on the dotted lines and tape/glue together to make dice. Have your child roll the dice and add that number of hail pieces to the bunny picture. Use glass gemstones or pom-poms as hail pieces .

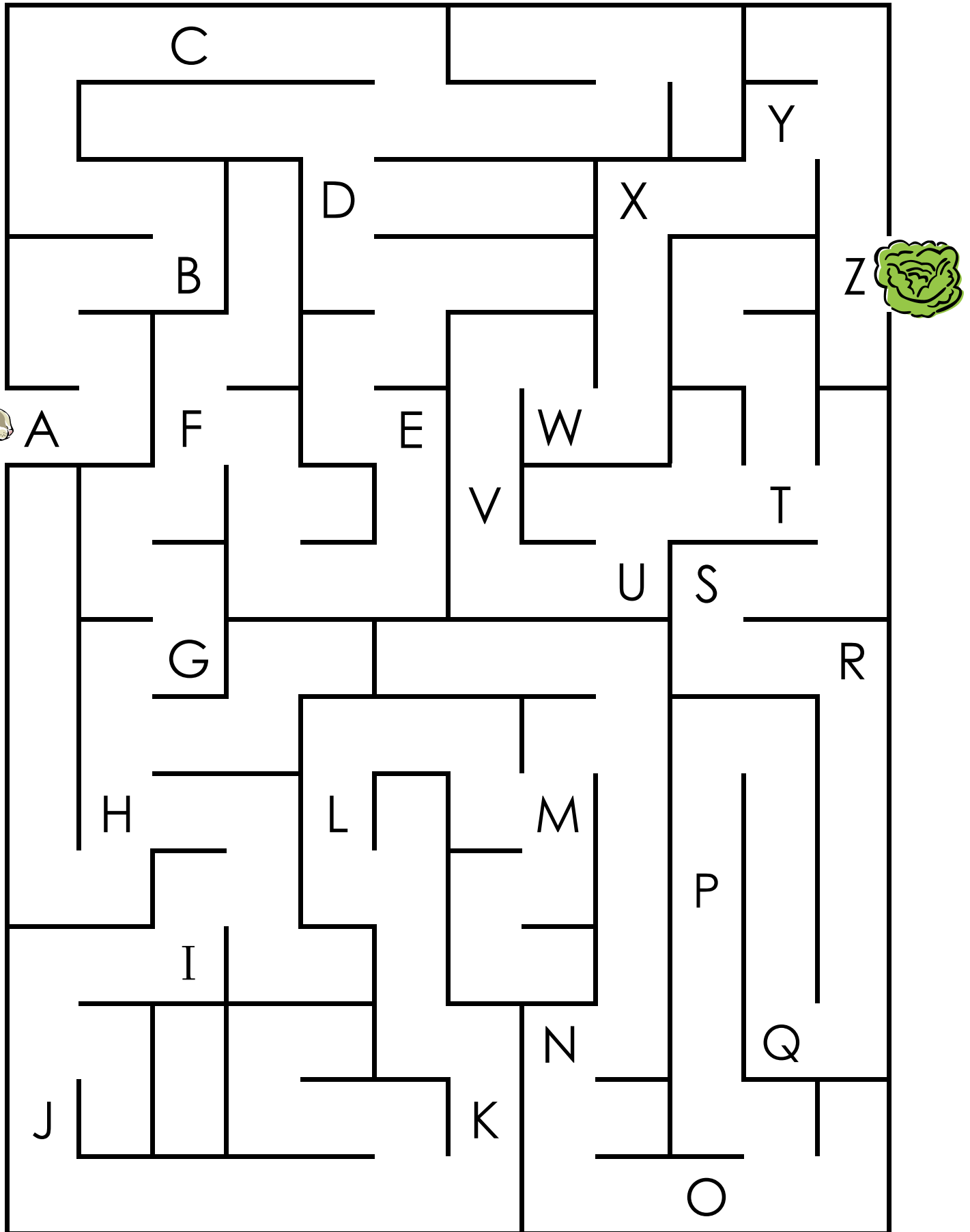


red



Match the rhyming words: red/bed, quail/rail, funny/bunny, munch/lunch, town/down, look/book

UpperCaSe ABC Bunny Maze



Lowercase ABC Bunny Maze

