

Angry Bird Printables

{Kindergarten version}

Thanks so much for stopping by my site and downloading this file. I hope that you and your child have **MUCH** fun together using this free resource! You can find all of my files and links for this unit on this webpage:

<http://homeschoolcreations.com/AngryBirdsPrintables.html>

This pack contains early learning printables to use with your child. The first half of the kit focuses on skills for younger children and the second includes pages for more advanced preschoolers or kindergarteners. I would highly recommend printing the activities from this set onto cardstock so that they are sturdier for younger hands.

If you would like to share, please share a link to my blog or to the page that hosts these files. **Please do not link directly to just the PDF files** (the link you are at now). Please feel free to print this pdf file for your own personal use. They were created for private and non-profit use. Please do not sell or host these files anywhere else.

Created by Jolanthe @ www.homeschoolcreations.net

January 2013

Graphics from: [Rhonda's Designs via Etsy](#) and [Revi Devi](#) via [My Grafico](#)



©2013 Homeschool Creations



R

P

B



V

W

Y



P

B

D



N

M

W



R

B

P



B

R


P



Y

C

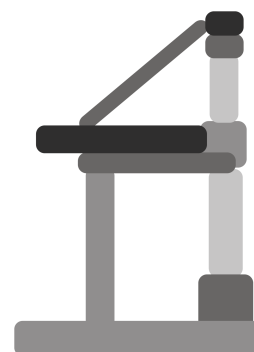
S



E

B

F



S

B

D





r p b



v w y



p b d



n m w




r b p



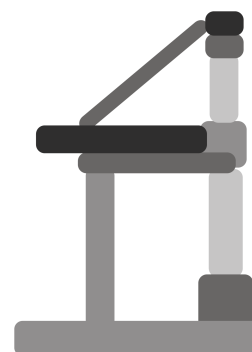
b r p



y c s



e c o



s b d




 <div data-bbox="120 564 542 695"> <div>5</div> <div>3</div> <div>0</div> </div>	 <div data-bbox="596 564 1018 695"> <div>7</div> <div>4</div> <div>1</div> </div>	 <div data-bbox="1078 564 1500 695"> <div>2</div> <div>6</div> <div>5</div> </div>
 <div data-bbox="120 1178 542 1308"> <div>1</div> <div>3</div> <div>8</div> </div>	 <div data-bbox="596 1178 1018 1308"> <div>2</div> <div>9</div> <div>6</div> </div>	 <div data-bbox="1078 1178 1500 1308"> <div>9</div> <div>8</div> <div>3</div> </div>
 <div data-bbox="120 1787 542 1917"> <div>9</div> <div>6</div> <div>7</div> </div>	 <div data-bbox="596 1787 1018 1917"> <div>5</div> <div>8</div> <div>7</div> </div>	 <div data-bbox="1078 1787 1500 1917"> <div>9</div> <div>2</div> <div>4</div> </div>



Angry Bird ADDition

$$\square + \square = \square$$



Cut out the pieces and numbers below to use as hands on pieces when adding. There are enough pieces that you can practice addition problems up to 10!

0	1	2	3	4	5
0	6	7	8	9	10
0	1	2	3	4	5
0	6	7	8	9	10



Directional Words and Word Recognition


Print out the following pages {a mini-reader of sorts}. Cut each sheet of paper in half and then staple the pages together. Cut out the clip art below and have your child glue the appropriate pieces to the story pages. Use the vocabulary word sheet to help your child identify some of the words in the story if needed.



©2013 [Homeschool Creations](http://HomeschoolCreations.com)

Where is the Pig?







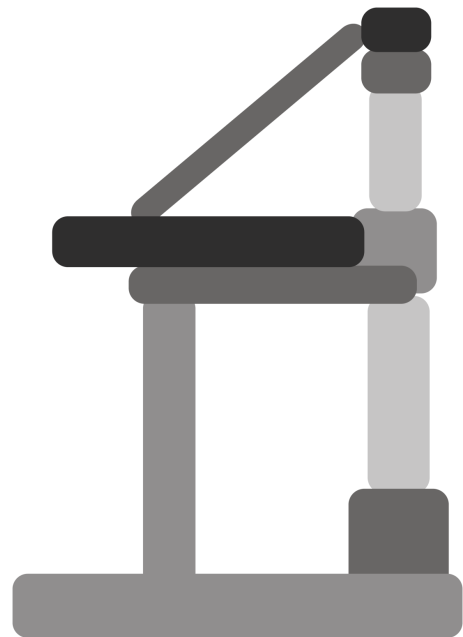

The pig is **above** the eggs.



The pig is **to the right of** the slingshot.



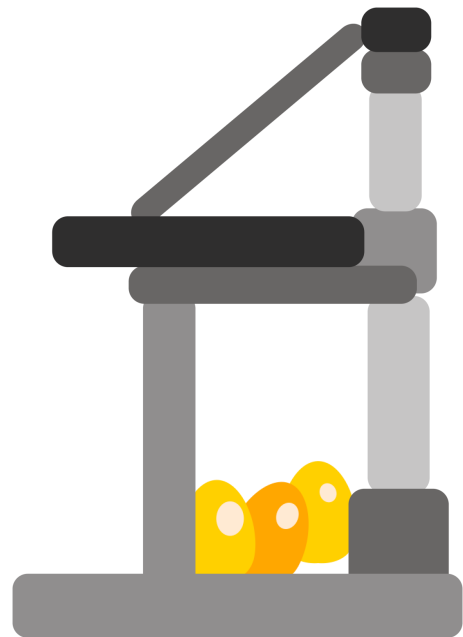
The pig is **under** the red bird.



The pig is **between** the bird and the structure.




The yellow bird is **over** the pig.




The pig is to the **left** of the eggs.









The blue bird is **on** the pig.



Print and cut apart puzzle pieces. Leave the numbers on so your child can practice numbering from 1-10 or cut them off and let him have fun figuring out the puzzle!

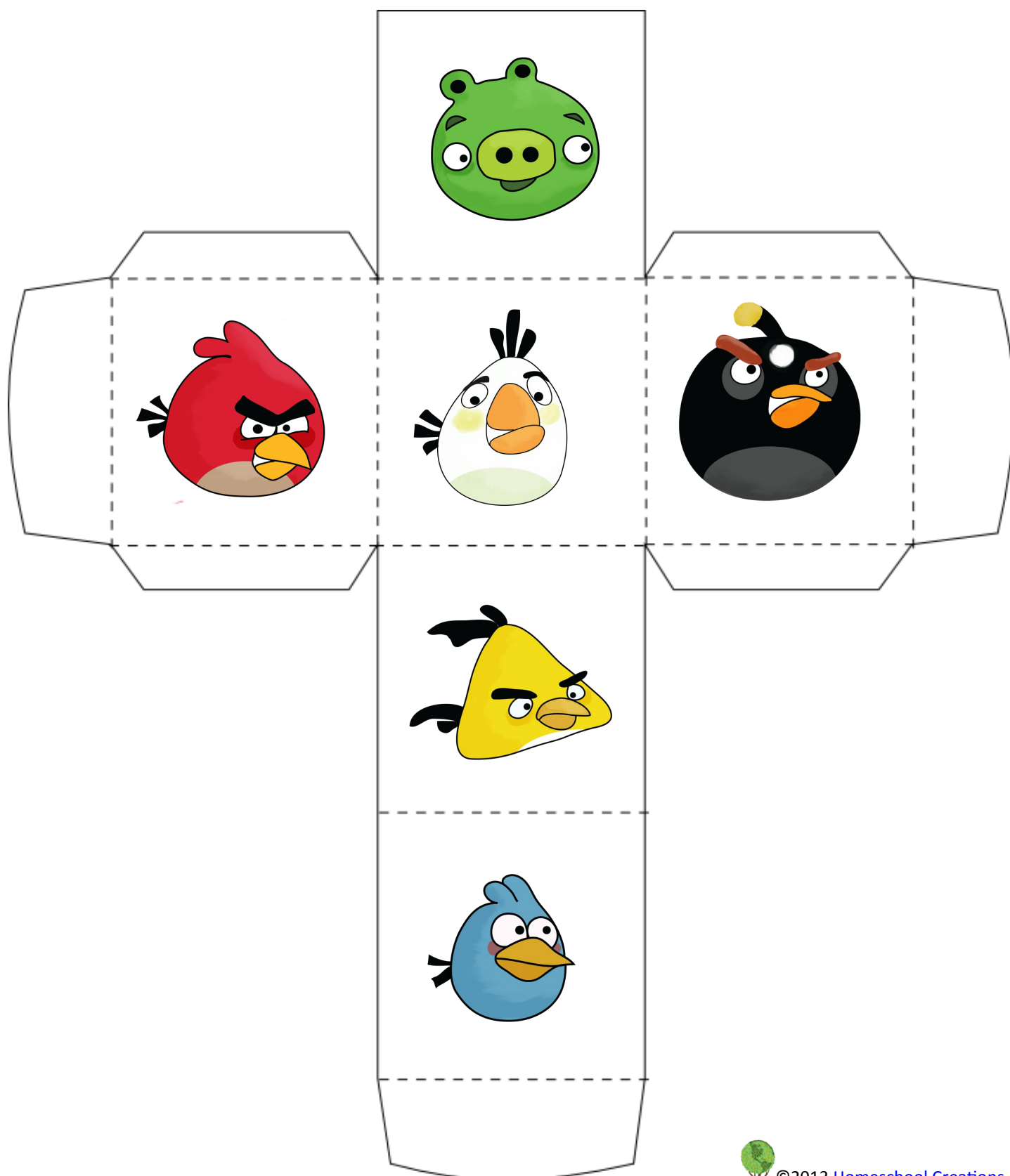


Roll and Graph

10						
9						
8						
7						
6						
5						
4						
3						
2						
1						
						




Cut out the dice template below, fold on the dotted lines and tape/glue together to make dice. Have your child roll the dice and then fill in a square of picture that was rolled until one of the colors reaches 10!



Roll and Graph Prediction & Questions


Before you start....

Which do you think you will roll the MOST of?




After you roll...

Which one did you roll the MOST of?









Which one did you roll the LEAST of?



Were any the same? yes or no


Fill in the square to tell how many there were of each one.

	<input type="text"/>		<input type="text"/>		<input type="text"/>
	<input type="text"/>		<input type="text"/>		<input type="text"/>




what comes next?



Which Pig is Hiding the Egg?

Cut out the numbers and the game piece. Place the numbers {you can put all 20 or fewer} on the table and hide the game piece under one of the numbers. Have your child guess which number the golden egg is underneath. This is a great activity for helping your child identify numbers up to 20. If your child correctly guesses where the number is hidden, have fun counting together up to that number. You can also have your child put the numbers in order independently. You can also give hints to help your child find the number: the egg is hidden under an odd number, etc..



10



11



12



13



14



15



16



17




18



19



20



Aa

Circle all of the letter Aa's on the page.

a

o

N

A

b

d

o

p

A

A

a

a

a

p

A

A

b

d

a

a

a

d

A

a



A

a

d


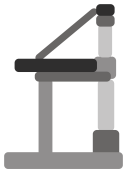
b

a



Word Matching

Draw lines to match the correct words to the pictures.



red bird

yellow bird

blue bird

pig

white bird


structure

eggs

black bird




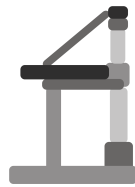
The Angry Bird Story




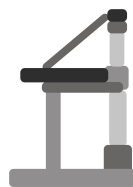
The pigs took all of the birds' eggs. The birds



were angry. The pigs tried to hide the eggs



in different structures. The birds use a slingshot



to break down the structures. The birds are



happy when they rescue their eggs.



Find the Words

Can you find these words in the story that you read?

the

down

in

birds

to

all

use

pig

a

are

eggs

of







hide

they
















angry








circle the one that is different



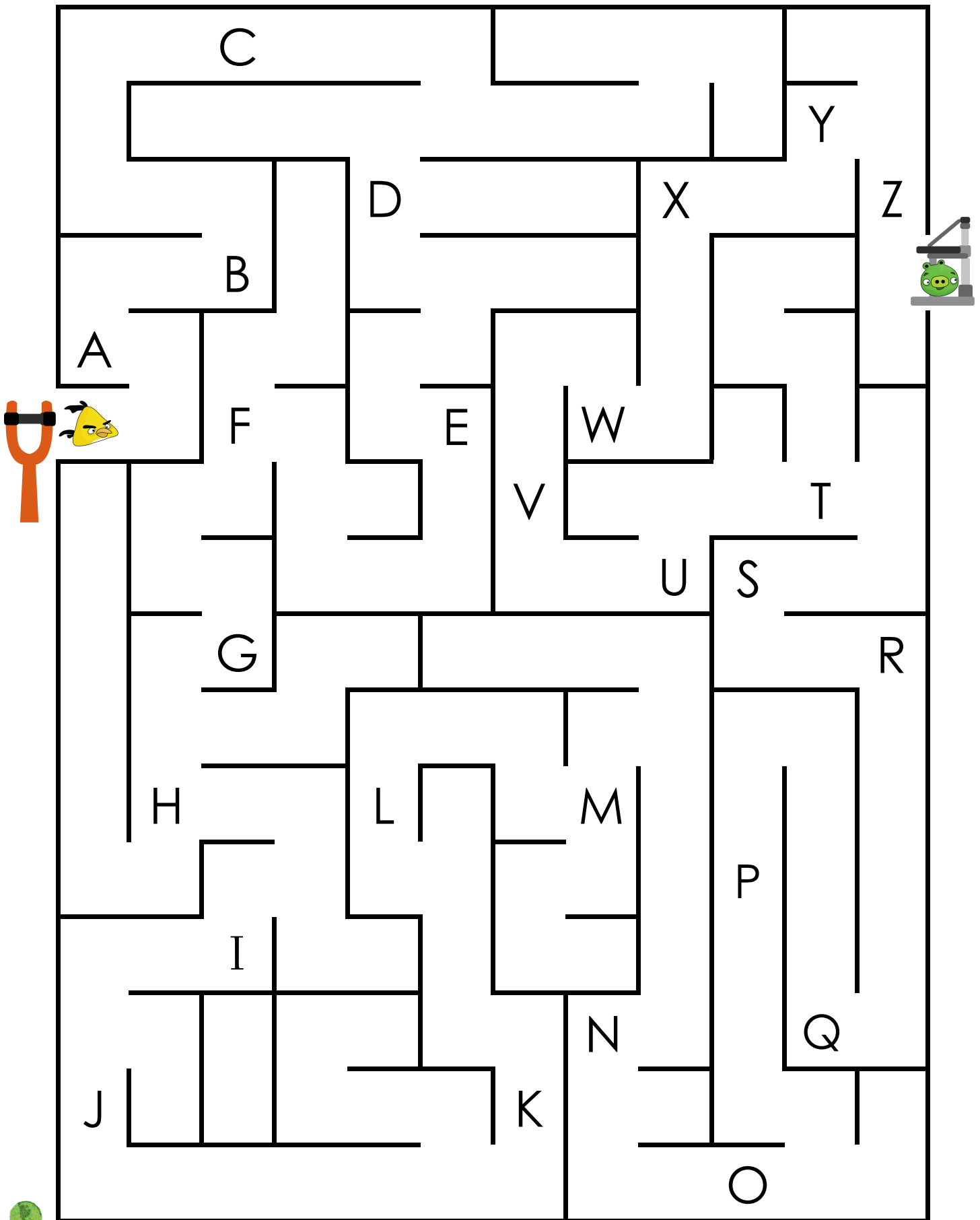
More, Less, or Equal?

				
---	---	---	---	---



Follow the ABC'S to reach the eggs




What starts with the 'P' sound?



--	--	--	--	--

Cut out the pictures below. Glue the ones that begin with the 'E' sound in the boxes above.



Circle the number that is the LEAST.

4 18

19 12

13 20

14 3

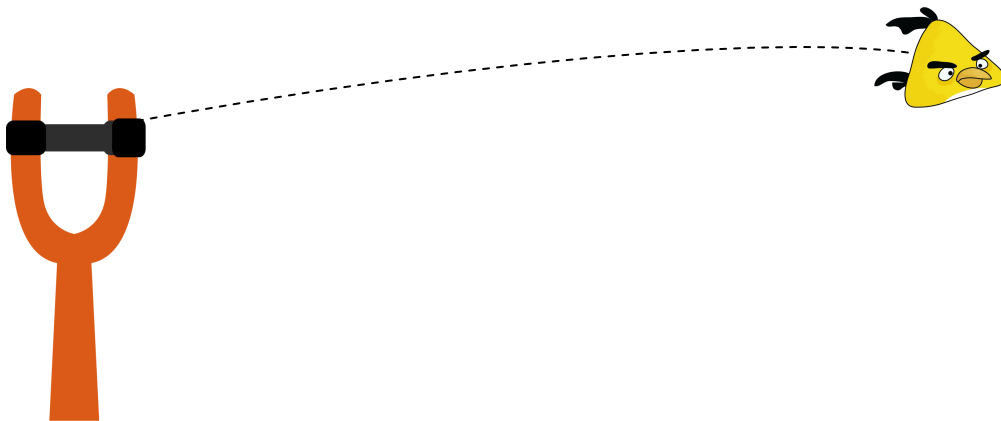
1 10

15 2

5 7

16 8

6 9



Circle the number that is the MOST.

20 4

18 19

12 13

2 14

3 1

10 15

9 5


7 16

8 16




Follow the Directions

Circle the SECOND bird.



Put an X on the FIFTH slingshot.



Circle the SIXTH pig.



Put an X on the FOURTH blue bird.



Circle the THIRD yellow bird.

