

# Angry Bird Printables

{Preschool version}

Thanks so much for stopping by my site and downloading this file. I hope that you and your child have **MUCH** fun together using this free resource! You can find all of my files and links for this unit on this webpage:

<http://homeschoolcreations.com/AngryBirdsPrintables.html>

This pack contains early learning printables to use with your child. The first half of the kit focuses on skills for younger children and the second includes pages for more advanced preschoolers or kindergarteners. I would highly recommend printing the activities from this set onto cardstock so that they are sturdier for younger hands.

If you would like to share, please share a link to my blog or to the page that hosts these files. **Please do not link directly to just the PDF files** (the link you are at now). Please feel free to print this pdf file for your own personal use. They were created for private and non-profit use. Please do not sell or host these files anywhere else.

Created by Jolanthe @ [www.homeschoolcreations.net](http://www.homeschoolcreations.net)

January 2013

Graphics from: [Rhonda's Designs via Etsy](#) and [Revi Devi](#) via [My Grafico](#)



©2013 [Homeschool Creations](http://Homeschool Creations)


Use the top section for your child to practice writing his/her name and add to the front of a file folder if storing your child's work. Depending on the book or game that you use for your adventure, have your child answer your questions and record what they tell you. Add the mini 'book report' to the front of your folder.




What makes the Angry Birds so mad?

My favorite part of playing Angry Birds is...





red bird



yellow bird



blue bird



white bird




black bird



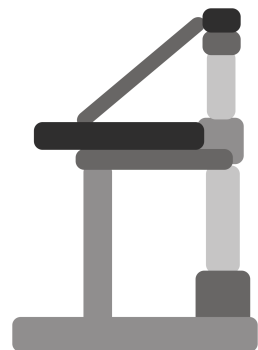
pig



slingshot




eggs




structure





red bird



yellow bird



blue bird



white bird




black bird



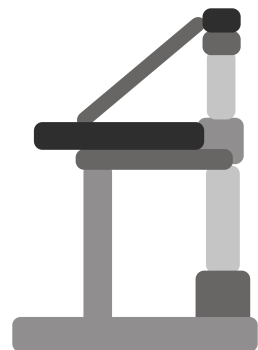
pig



slingshot



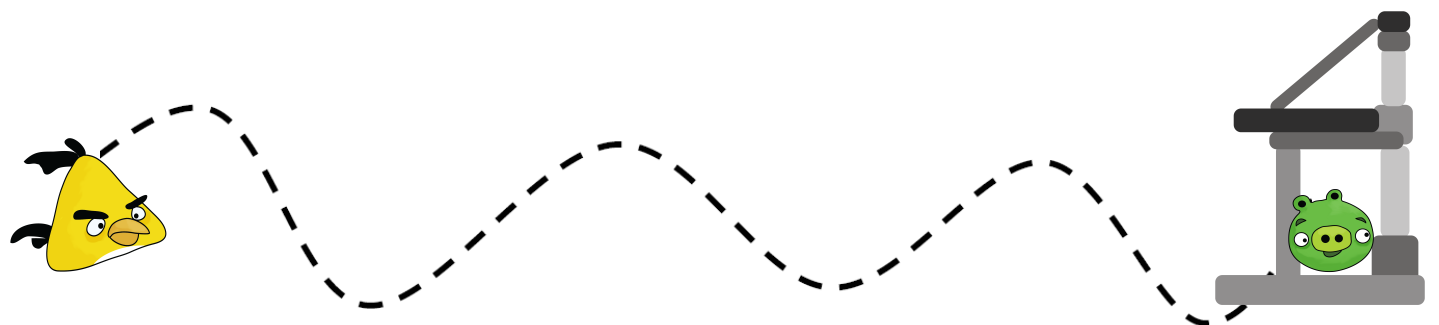
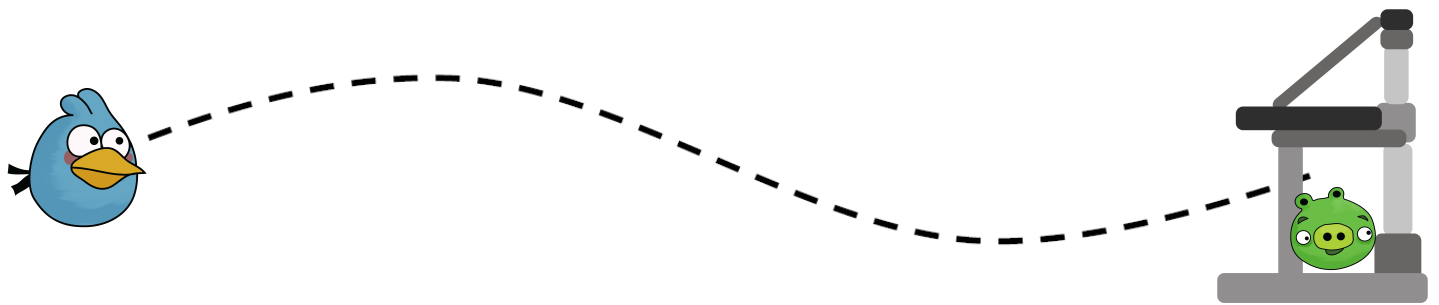
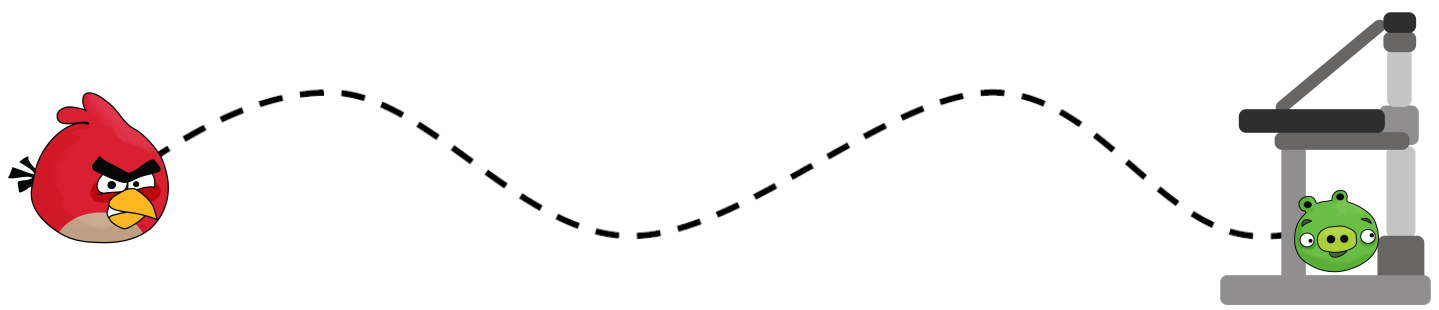
eggs

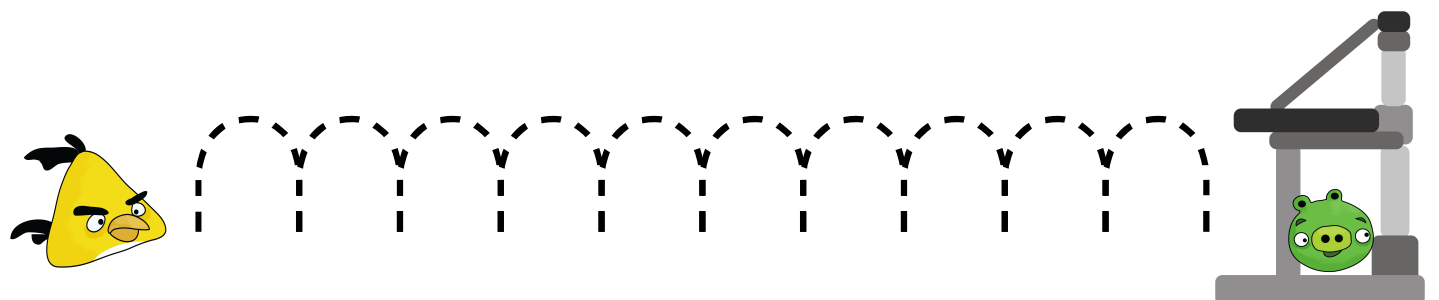
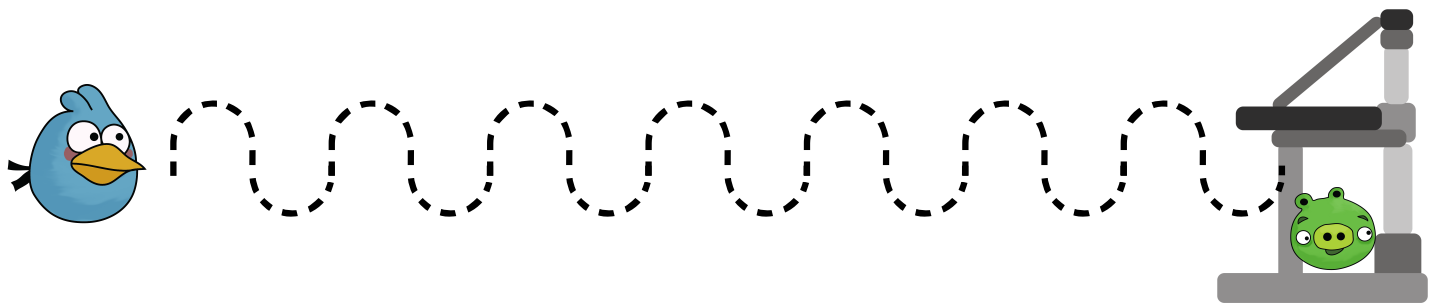
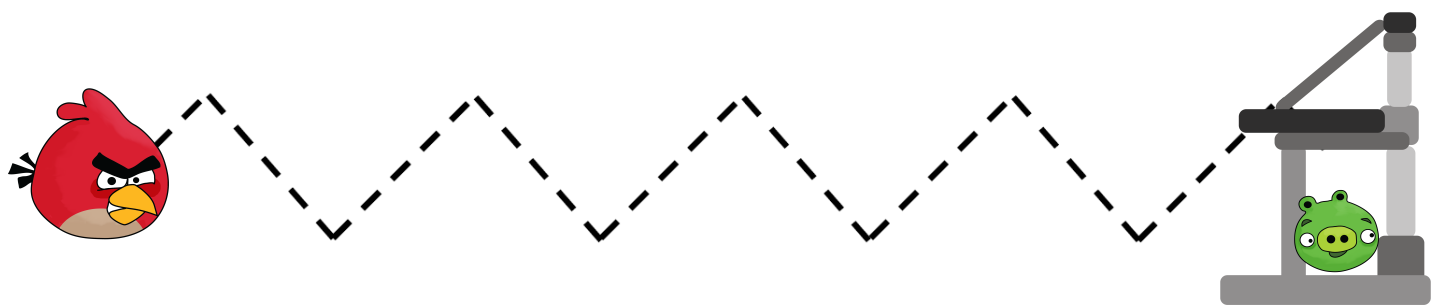


structure



Cut apart the 2-part cards and have your child match the word to the image.








How many eggs is the pig hiding?



















1	2	3	4	5
6	7	8	9	10
11	12	13	14	15











Cut out and tape together the two strips to make one long patterning board. Use the images on the previous to work on different patterns with your child!





red bird



yellow bird



white bird



black bird



blue bird

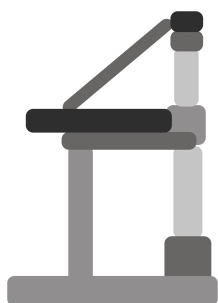




slingshot



pig



structure



eggs



girl bird





# Size Sorting





Sort the birds on the following page according to size.

Large

medium

Small






Angry  
Bird  
Colors



white



red

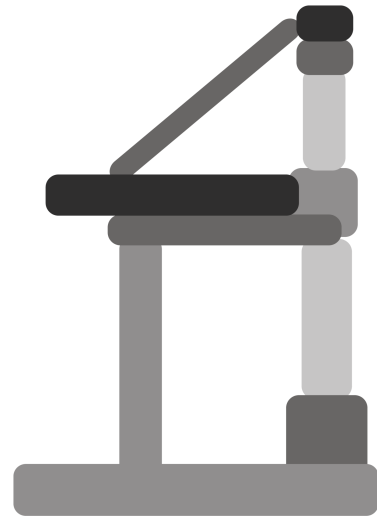


yellow






green



gray



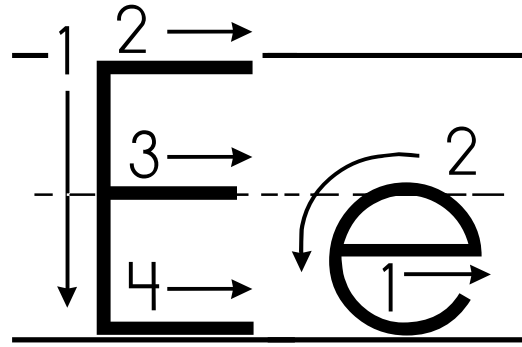

blue



black





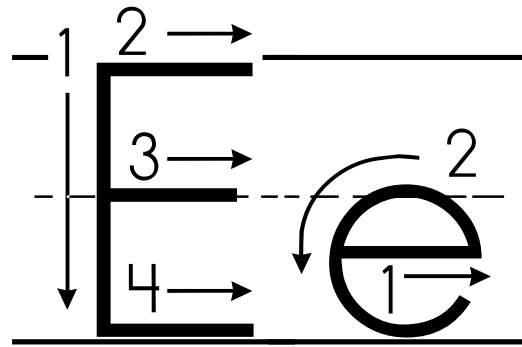



eggs eggs

E E E E

e e e e





e g g s

e g g s

E

E

E

E

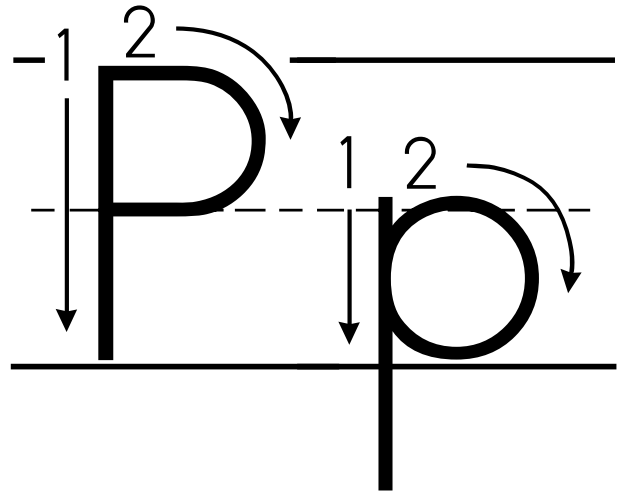
e

e

e

e



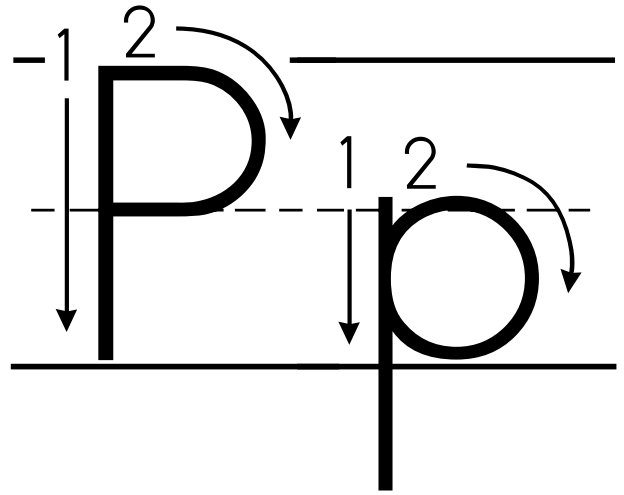


pig pig pig

P P P P

p p p p





pig

pig

pig

p

p

p

p

p

p

p


p





## Clip & Learn Beginning Sounds

Print on cardstock and laminate if possible. Cut out the learning circle. Use a set of clothespins with letters attached to them, or make your own using the letters at the bottom of this page, or writing them simply with a Sharpie. Have your child say the name of the image out loud and use their little hand muscles to clip the correct clothespin on the wheel!



Rr	Bb	Yy
Pp	Ss	Ee



# PUPPET Fun!!

Print off the following two pages onto cardstock and then cut out the Angry Birds figures. Laminate them to make them more durable and then glue or tape them to a popsicle stick to have a little bit of fun acting out your favorite Angry Birds scene!

