

# ANGRY BIRDS

## Read, Build, and Write cards



Use the [Read, Build, Write mats](#) along with the word cards on the following page for additional learning activities with your child when learning shapes. You can download more early learning printables here:

<http://homeschoolcreations.com/EarlyLearningPrintables.html>

**Read:** Place one of the cards in the top box and read the word together.


**Build:** Use letter tiles or magnets to build the word in the second box.

**Write:** Finally, practice writing the word in the bottom box.

[Download the Read, Build, Write mats here.](#)

Graphics from: [Rhonda's Designs via Etsy](#) and [Revi Devi via My Grafico](#)

# Angry Birds ~ Read, Build, and Write




red bird




green pig



black bird



yellow bird



blue bird



white bird



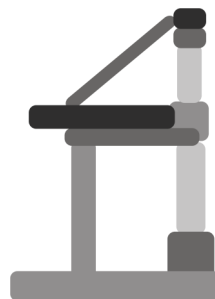
girl bird



slingshot



golden eggs



structure