



# Angus Lost Printables

Thanks so much for stopping by my site and downloading this file. I hope that you and your child have **MUCH** fun together using this free resource! You can find all of my files and links for this unit on this webpage:

<http://homeschoolcreations.com/AngusLostPrintables.html>

This pack contains early learning printables to use with your toddler or preschooler when studying [Angus Lost by Marjorie Flack](#). I would highly recommend printing the activities from this set onto cardstock so that they are sturdier for younger hands.

If you would like to share, please share a link to my blog or to the page that hosts these files. **Please do not link directly to just the PDF files** (the link you are at now). Please feel free to print this pdf file for your own personal use. They were created for private and non-profit use. Please do not sell or host these files anywhere else.

You can also find extra go-along printables to use with many of the other children's books on my website:

<http://homeschoolcreations.com/EarlyLearningPrintables.html>

Created by Jolanthe @ <http://homeschoolcreations.com>

August 2011

Use the top section for your child to practice writing his/her name and add to the front of a lapbook or file folder if storing your child's work. Depending on the book that you use for your adventure, have your child summarize the book and record what they tell you. Add the mini 'book report' to the front of your folder.



What happened in the story?

My favorite part of the book was...

...I will not be afraid,  
for you are  
close beside me.

Psalms 23:4, NLT

Have your child cut apart the verse strips and then glue them together end to end to put the verse in order.




...I will not be afraid,  
for you are  
close beside me.

Psalms 23:4

I will not be afraid,  
for you are  
close beside me.

Psalm 23:4





If not be afraid,


for you are close

beside me.

to some day.




dog




road




house




gate



goat



car



Snow




cat



milk




dog




road




house



gate



goat



car



Snow

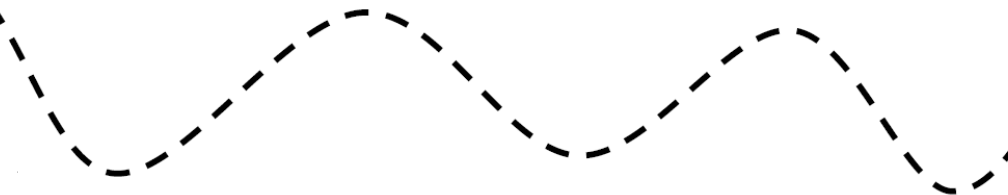

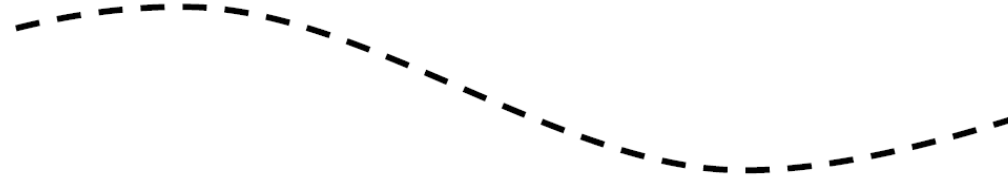


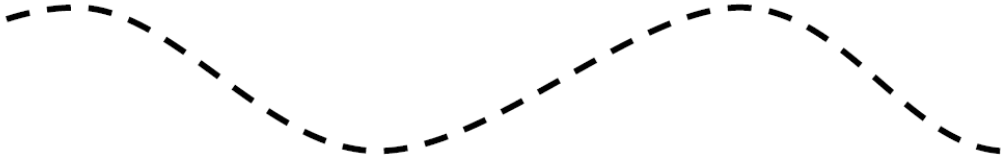



cat








milk

Help Angus get away from the goat!






Help Angus get away from the goat!






dog




gate



cat




road



goat



cave




snow



house



milk




car



---

---

---



---

---


---



---

---


---



---

---

---



---

---


---



---

---

---



---

---

---



---

---


---



---

---

---



---

---

---

Print off the cards and laminate them. Have your child place them in numerical order. For added difficulty, remove or more of the numbers and have them write the missing numbers on the blank houses with a dry erase marker or a vis-à-vis pen.








G D O




R O D




S E H



G T E



T O G



A C R



O S W



C T A



K L M






g d o




r o d




s e h



g t e



t o g



a c r



o s w



c t a



k l m

Word Families ~ Print and cut out the cards to sort the -og and -at word families with your child.



-at



-og

bat

bog

cat

dog

fat

fog

mat

hog

pat

jog

rat

log

What numbers are missing?



## Directional Words and Word Recognition

Print out the following pages {a mini-reader of sorts}. Cut each sheet of paper in half and then staple the pages together. Cut out the clip art below and have your child glue the appropriate pieces to the story pages. Use the vocabulary word sheet to help your child identify some of the words in the story if needed.

# Where is the Angus?






Angus is **behind** the milk bottles.




Angus is **under** the owl.




Angus is **in** the cave.




Angus is **next to** the gate.



Angus is **in front of** the goat.



Angus is **behind** the car.



Angus is **on** the road.







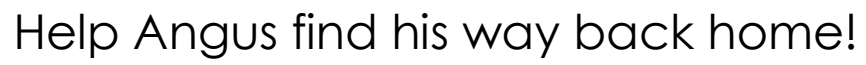



# Rhyming Word Match

Match the rhyming words by drawing a line between the two picture words that sound alike.


Slide into a sheet protector and use a dry erase marker if you would like to re-use it.









Angus went out the gate.



Angus met another dog.



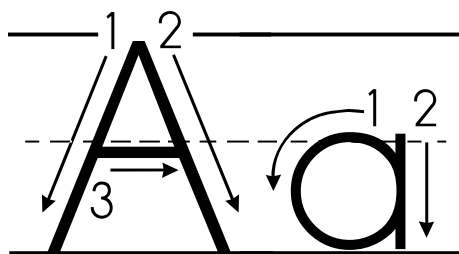
Angus ran away from a goat.



Angus slept in a cave.



Angus found his way home.



Angus

A

A

A

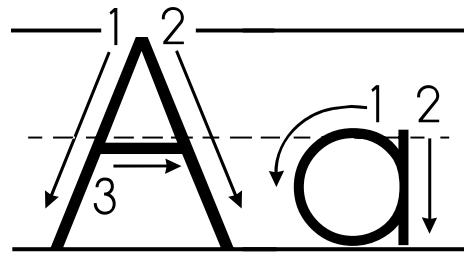
A

a

a

a

a



Angus

A

A

A

A









a

a

a

a

circle the one that is different



# Things I Know About ME!



My full name is:

---

---

---



This is my phone number:

---

---

---



My birthday is on this day:

---

---

---



This is where I live:

---

---

---

---

---

---