

# Apples

## Read, Build, and Write cards



Use the [Read, Build, Write mats](#) along with the word cards on the following page for additional learning activities with your child when studying about apples:

**Read:** Place one of the cards in the top box and read the word together.


**Build:** Use letter tiles or magnets to build the word in the second box.

**Write:** Finally, practice writing the word in the bottom box.

[Download the Read, Build, Write mats here.](#)

some graphics from: [Cloud Street's Sweet Autumn kit via Etsy.](#)


# Apples ~ Read, Build, and Write



apple




tree



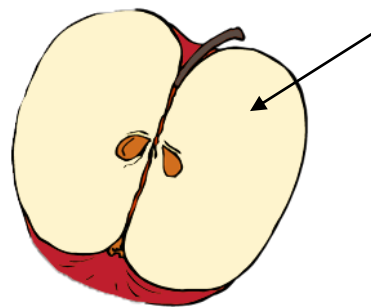
stem



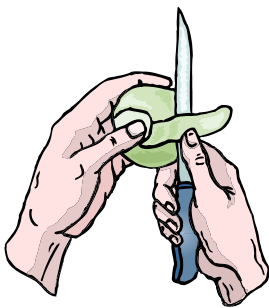
seeds




core



flesh




peel



applesauce



blossom



worm