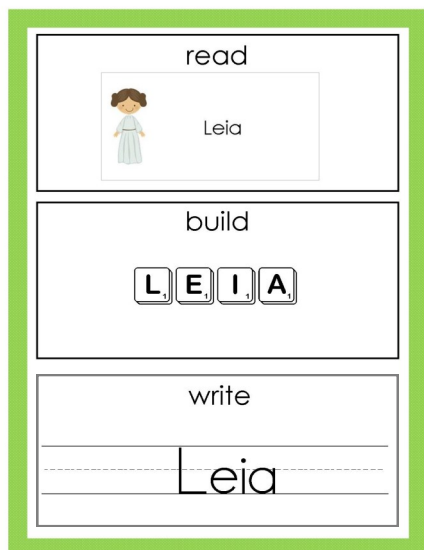


Ask Mr. Bear

Read, Build, and Write cards



Use the [Read, Build, Write mats](#) along with the word cards on the following page for additional learning activities with your child when reading the book [Ask Mr. Bear by Marjorie Flack](#). You can download more printables for Ask Mr. Bear by visiting this page:

<http://homeschoolcreations.com/AskMrBearprintables.html>


Read: Place one of the cards in the top box and read the word together.

Build: Use letter tiles or magnets to build the word in the second box.


Write: Finally, practice writing the word in the bottom box.

[Download the Read, Build, Write mats here.](#)


Ask Mr. Bear ~ Read, Build, and Write




hen




goat



sheep




cow




goose



bear




feathers



egg



hug



forest