

Bird Preschool Pack



Note: Carisa from 1+1+1=1 has also created a Bird Preschool Pack that would be a fabulous go-along with this pack!!! Find links to all the downloads on this page:

<http://homeschoolcreations.com/birdpreschoolpack.html>

This pack contains early learning printables to use with your toddler or preschooler when studying about birds. I would highly recommend printing the activities from this set onto card-stock so that they are sturdier for younger hands.

If you would like to share, please share a link to my blog or to the page that hosts these files. Please do not link directly to just the PDF files (the link you are at now). Please feel free to print this pdf file for your own personal use. They were created for private and non-profit use. Please do not sell or host these files anywhere else.

Created by Jolanthe @ <http://homeschoolcreations.com>


April 2011

Use the top section for your child to practice writing his/her name and add to the front of a lapbook or file folder if storing your child's work. Depending on the book that you use for your adventure, have your child summarize the book and record what they tell you. Add the mini 'book report' to the front of your folder.



what happened in the story?

My favorite part of the book was...




bird



nest



feather



wing




feeder



tree




hatch



worm



birdhouse




bird



nest




feather



wing




feeder



tree




hatch



worm



birdhouse



Size Sorting

Small

Medium

Large

--	--	--

Print, laminate and cut out. Have your child either clip a clothespin to the correct beginning letter sound or use a dry erase marker to circle the correct letter. Key: Nest, feathers, tree, worm



N

W

M



P

F


E



J

I

T



W

N

M

Print, laminate and cut out. Have your child either clip a clothespin to the correct beginning letter sound or use a dry erase marker to circle the correct letter. Key: bird, feeder, wing, and hatch.



P

B


Y



T

P

F



W

I

T



T

H

M

How Many Leaves? Print, laminate and cut out. Have your child either clip a clothespin to the correct number or use a dry erase marker to circle the correct number.



How many leaves?

9	1	4
---	---	---



How many leaves?

5	3	2
---	---	---



How many leaves?

3	6	7
---	---	---



How many leaves?

5	4	7
---	---	---

How Many Leaves? Print, laminate and cut out. Have your child either clip a clothespin to the correct number or use a dry erase marker to circle the correct number.



How many leaves?

5	2	4
---	---	---



How many leaves?

5	3	6
---	---	---



How many leaves?

9	7	6
---	---	---



How many leaves?

8	10	7
---	----	---

How Many Leaves? Print, laminate and cut out. Have your child either clip a clothespin to the correct number or use a dry erase marker to circle the correct number.



How many leaves?

9

6

4




How many leaves?

5

8

10

Print and cut apart puzzle pieces. Leave the numbers on so your child can practice numbering from 1-10 or cut them off and let him have fun figuring out the bird puzzle!





Nest



Feathers



Tree



Worm




Hatch



nest



feathers




tree



worm



hatch




__est



__eathers



__ree



__orm




__atch




n n n n



f f f f f



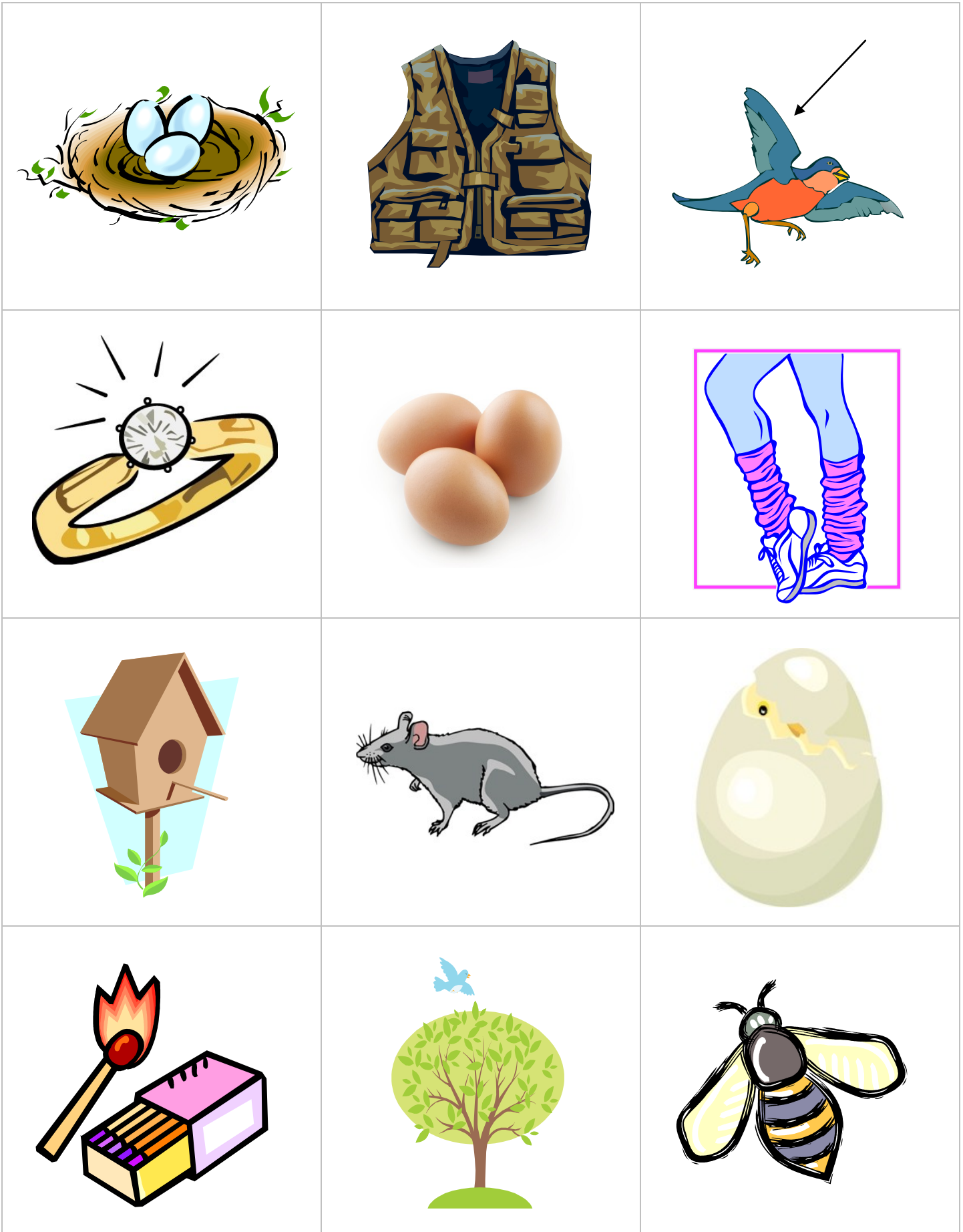
t t t t



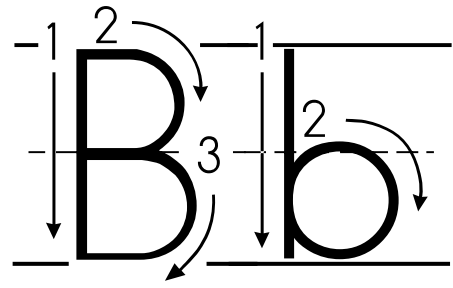
w w w w



h h h h



Match the rhyming words: nest/vest; wing/ring; eggs/legs; birdhouse/mouse; hatch/match; tree/bee



birds

birds

B

B

B

B

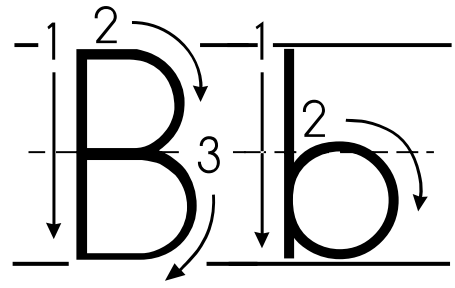
B

b

b

b

b



Bird Bird

B B B B B

b b b b b