

Circus

Preschool Pack

{Part 2}



Thanks so much for stopping by my site and downloading this file. I hope that you and your child have **MUCH** fun together using this free resource! You can find all of my files and links for this unit on this webpage:

<http://homeschoolcreations.com/circuspreschoolpack.com>

This pack contains early learning printables to use with your toddler or preschooler when studying about the circus. I would highly recommend printing the activities from this set onto cardstock so that they are sturdier for younger hands.

If you would like to share, please share a link to my blog or to the page that hosts these files. **Please do not link directly to just the PDF files** (the link you are at now). Please feel free to print this pdf file for your own personal use. They were created for private and non-profit use. Please do not sell or host these files anywhere else.


Created by Jolanthe @ <http://homeschoolcreations.com>

July 2011

Artwork from JWillustrations and Goodness & Fun purchased from MyGrafico.com

Word Families

Cut out the cards below and have your child
sort the words into the correct word families.



ban

den

bin

can

hen

fin

fan

men

pin

man



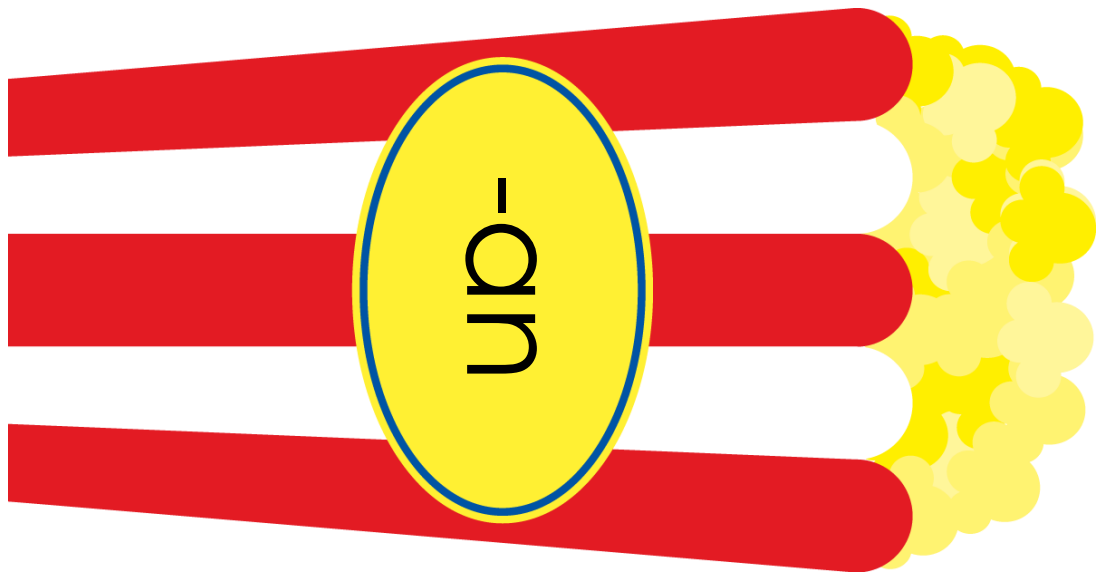
pen

tin


pan

ten

win



Cotton Candy Colors



orange



red



yellow



green



pink

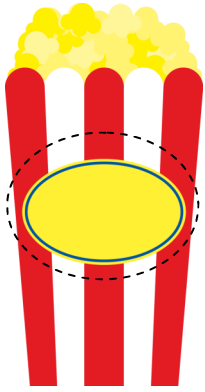


blue



purple

Find and Trace the Shape



oval



circle



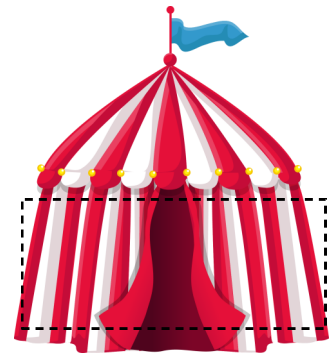
square



triangle




heart



rectangle



diamond




star

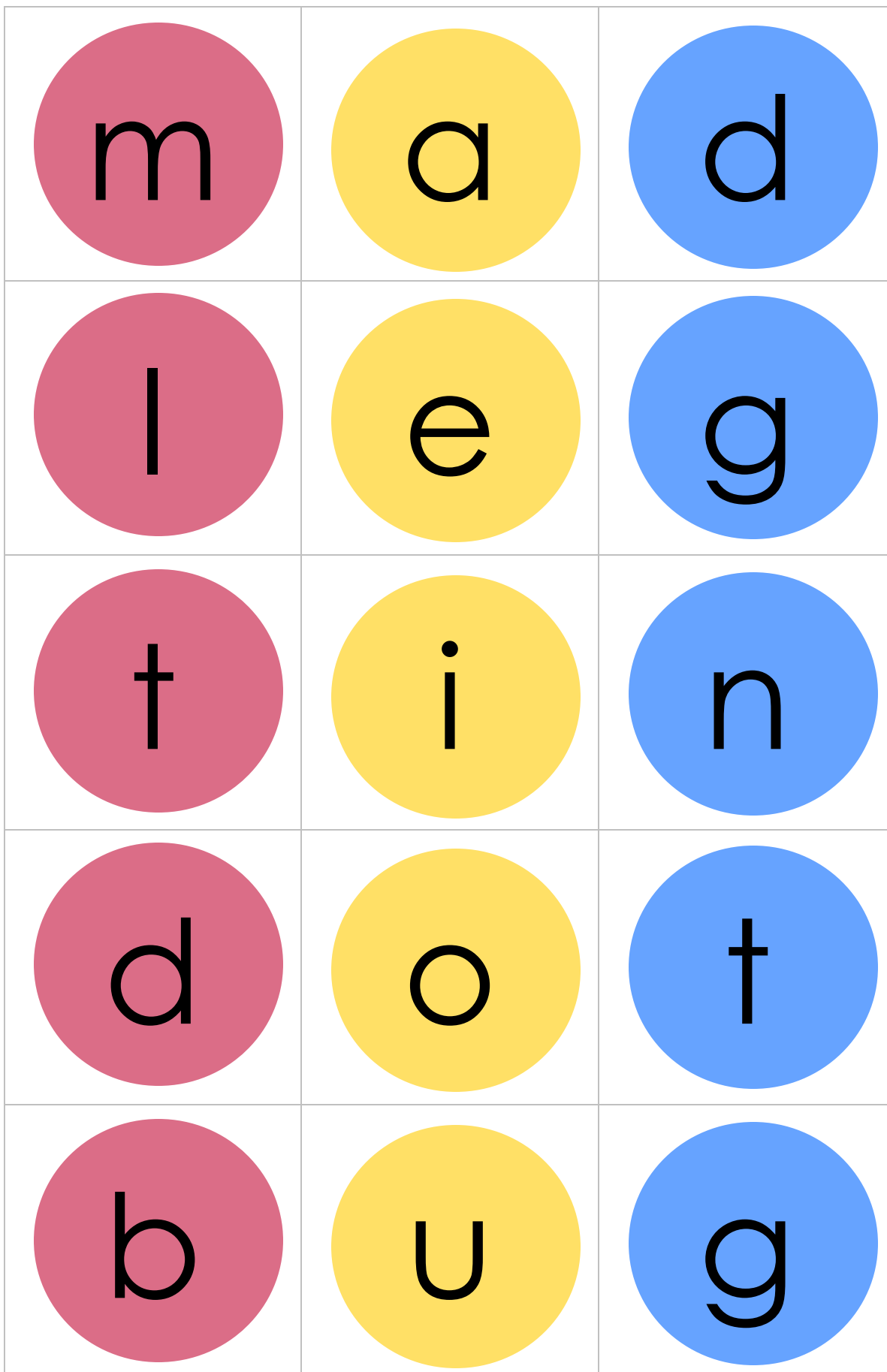


crescent

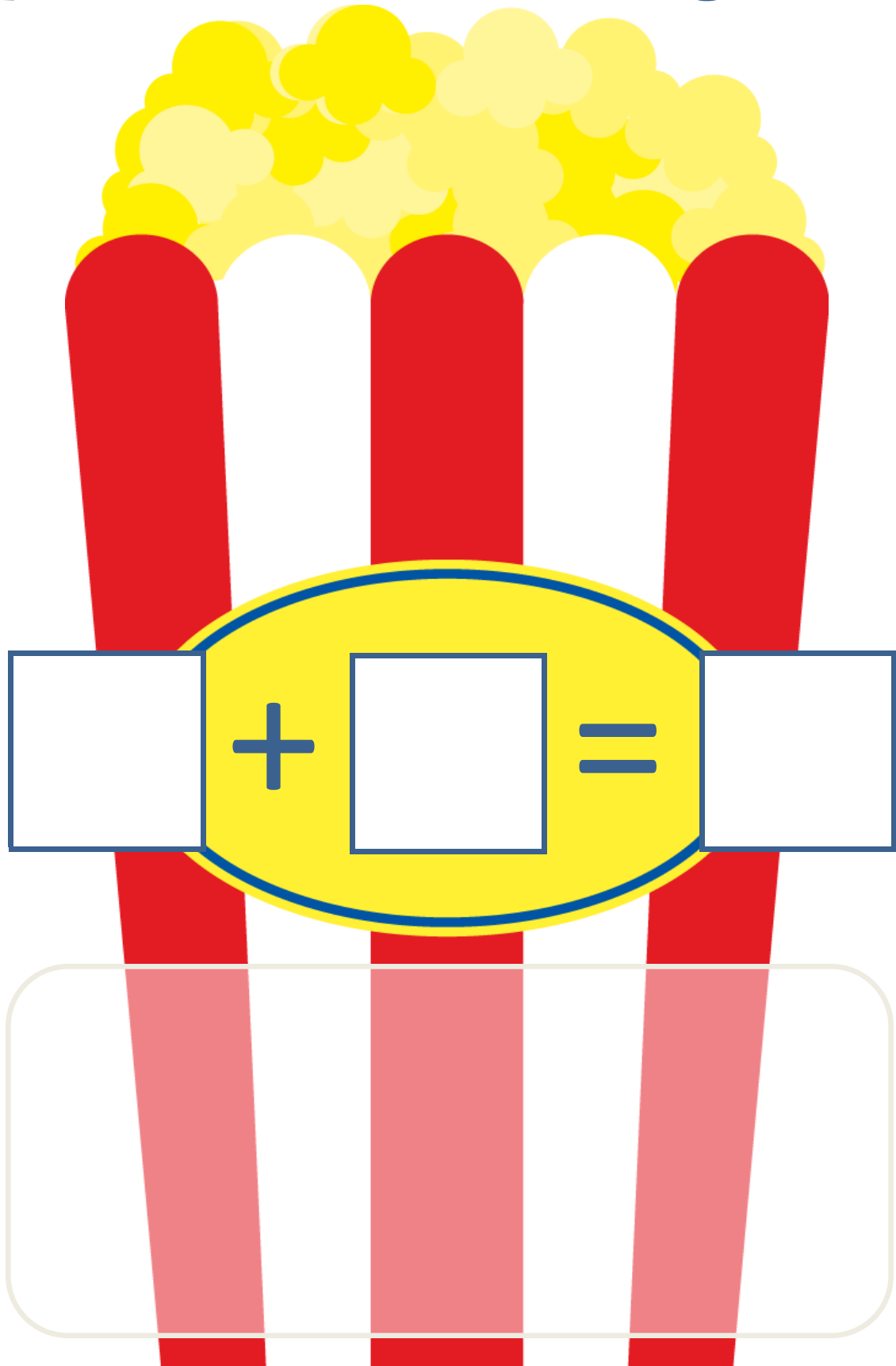
MAKE A WORD



Cut out the letter balls and put together three letter words with your child.
How many words can you create?




POPCORN ADDition




Cut out the pieces of popcorn and numbers below to use as hands on pieces when adding popcorn pieces. There are enough pieces that you can practice addition problems up to 10!

0	1	2	3	4	5
0	6	7	8	9	10
0	1	2	3	4	5
0	6	7	8	9	10

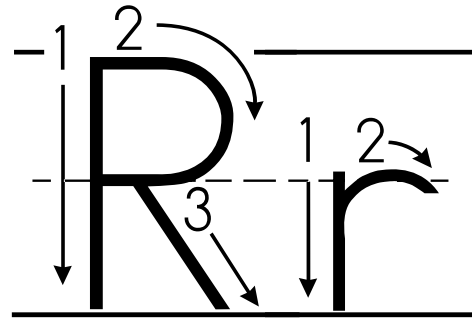


circle the one that is different



Print and cut apart puzzle pieces. Leave the numbers on so your child can practice numbering from 1-10 or cut them off and let him have fun figuring out the puzzle!

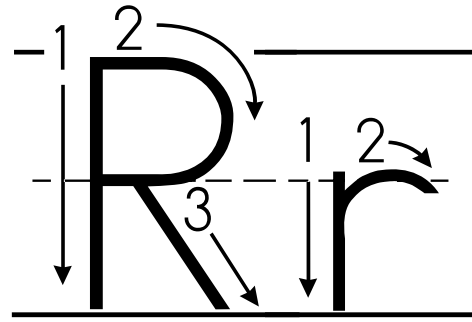




ringmaster

R R R R

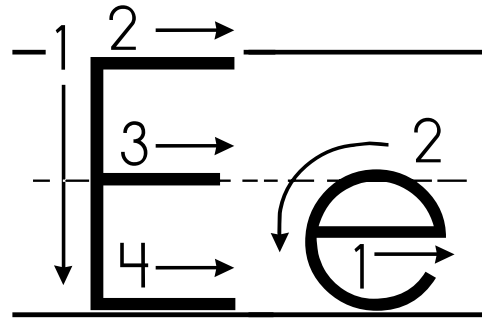
r r r r



ringmaster

R R R R

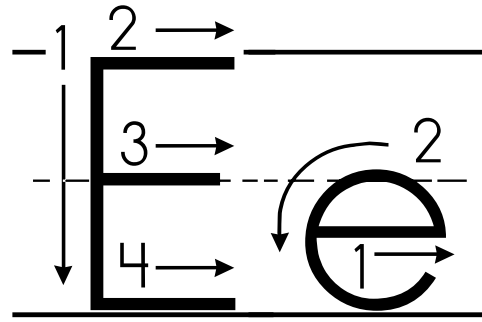
r r r r r



elephant

E E E E

e e e e



elephant



At the Circus

The tent at the circus is called the



Big Top. The ringmaster is the man in



charge. There are big lions. There are



funny clowns. You might see an



elephant. The cotton candy and



popcorn are yummy. The circus is fun.

Find the Words

Can you find these words in the "At the Circus" story?

the

are

might

tent

in

you

at

top

see

is

there

man

big

lions

fun