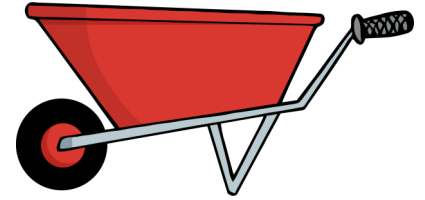




Garden Preschool Pack

Bonus Pack



In addition to the [Garden Preschool Pack](http://homeschoolcreations.com/gardenpreschoolpack.html) there is also a BONUS add-on pack available only to The Homeschool Village Garden Challenge participants! This pack was created especially for challenge members to use with their preschoolers during the Garden Challenge.

You can download the 'starter' preschool pack here:

<http://homeschoolcreations.com/gardenpreschoolpack.html>


This bonus pack contains early learning printables to use with your toddler or preschooler when studying about gardening. A great book for preschoolers about gardening is [Jack's Garden by Henry Cole](#). I would highly recommend printing the activities from this set onto cardstock so that they are sturdier for younger hands.

Printables for this bonus pack include:

- Beginning sound cards
- Veggie basket cut and paste {cut out the veggies and glue them into the basket}
- Growth of a flower bulb sequencing cards
- Help the Flower Grow! game {what a flower needs to grow}
- Veggie and word seed packet matching cards
- Letter S is for soil word tracing and coloring sheet

If you would like to share, please share a link to my blog or to the page that hosts these files. **Please do not link directly to just the PDF files** (the link you are at now). Please feel free to print this pdf file for your own personal use. They were created for private and non-profit use. Please do not sell or host these files anywhere else. Some graphics by [Goodness & Fun](#) © MYGRAFICO.COM

Print, laminate and cut out. Have your child either clip a clothespin to the correct beginning letter sound or use a dry erase marker to circle the correct letter. Key: rain, soil, cultivator, wheelbarrow.



S

R

O



T

S

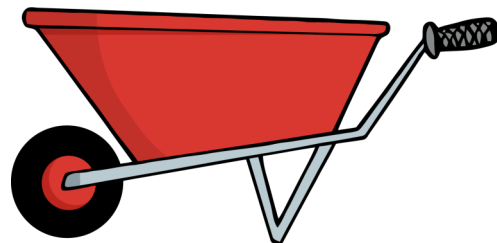
L



C

G

V




M

R


W



Soil




Cultivator



Rain



Flower




Leaves



soil




cultivator



rain



flower




leaves



___oil




___ultivator



___ain



___lower



___eaves

Cut out the basket and the vegetables and have your child glue them to a piece of cardstock and collect the vegetables in their garden basket.



Growth of a Bulb Sequencing

Cut out the sequencing cards and show how a flower grows from a bulb.


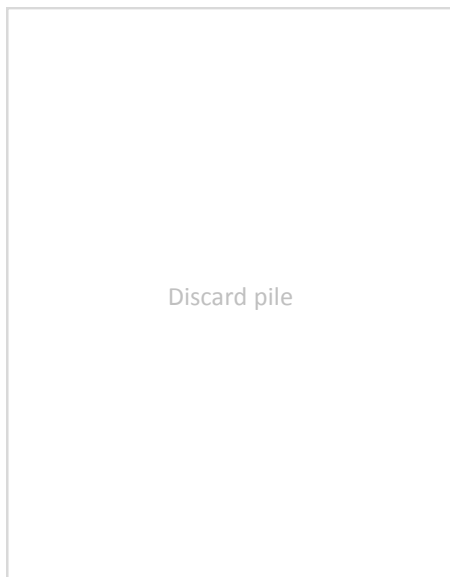
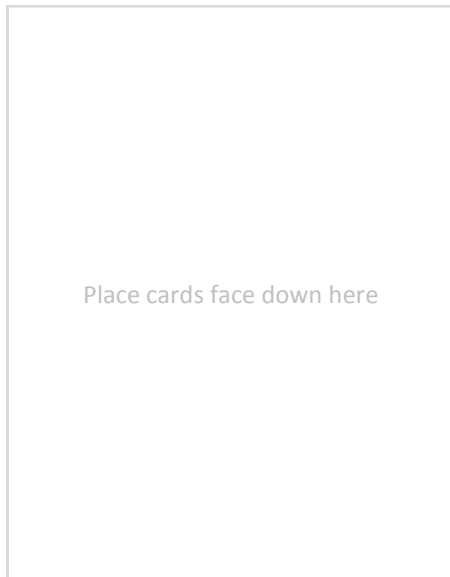




Help the flower grow!

Flip over the cards one by one. If it is something that will help a flower grow, color in one of the squares to give your flower a stem.

{Laminate and use a dry erase marker to use game again.}




Directions: Print pieces and gameboard onto cardstock and/or laminate. Cut out and use with the "Help the Flower Grow" game board. Place face down and have your child pick up a piece. If it is something that helps a flower grow, let them color in one square with a dry erase marker. When all the pieces of the stem are colored in, they helped their flower grow!



water



Sun



rain




Soil



air



milk



candy



paintbrush



flag

Tomato



Lettuce



Broccoli



Squash



Peas



Pepper



Onion



Corn



Zucchini



Pumpkin

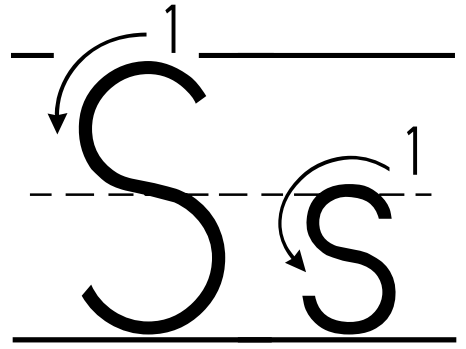


Carrots



Cauliflower

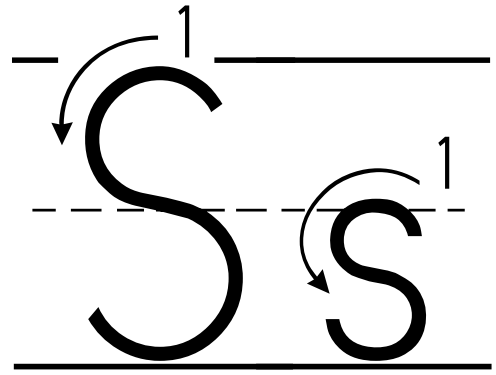




Seeds seeds

S S S S S

s s s s s



Seeds seeds

S S S S S

s s s s s