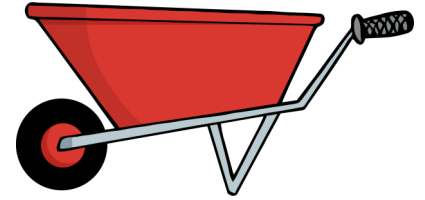




Garden Preschool Pack

{Part 1}



Note: There are TWO parts to this printable, so be sure that you download BOTH parts of the printable to have all of the pages!!! Find all downloads on this page:

<http://homeschoolcreations.com/gardenpreschoolpack.html>

A great book for preschoolers about gardening is [Jack's Garden by Henry Cole](#).

This pack contains early learning printables to use with your toddler or preschooler when studying about gardening. I would highly recommend printing the activities from this set onto cardstock so that they are sturdier for younger hands.

Printables for this preschool pack include:


- Name tag strip for front of lapbook or folder if you store your preschool pack
- Story summary sheet for one of your favorite books {we used Jack's Garden}
- Gardening words {and 2 part word and picture matching cards}
- Hide the trowel game {number identification and sequencing}
- Sequencing cards to go-along with [Jack's Garden by Henry Cole](#).
- Vegetable/flower sorting page
- How a plant grows sequencing cards
- Flower shapes ~ what shape is in the center of the flower?
- Beginning sound word strips and cards
- Parts of a flower {flower, leaves, stem, and roots}
- What Do Plants Need? song
- Letter G and Letter P tracing sheets

If you would like to share, please share a link to my blog or to the page that hosts these files. **Please do not link directly to just the PDF files** (the link you are at now). Please feel free to print this pdf file for your own personal use. They were created for private and non-profit use. Please do not sell or host these files anywhere else. Some graphics by

[Goodness & Fun](#) © MYGRAFICO.COM

Created by Jolanthe @ <http://homeschoolcreations.com>

Use the top section for your child to practice writing his/her name and add to the front of a lapbook or file folder if storing your child's work. Depending on the book that you use for your adventure, have your child summarize the book and record what they tell you. Add the mini 'book report' to the front of your folder.





what happened in the story?

My favorite part of the book was...



Other seeds fell on good soil and produced a crop. They grew up, increased in size, and produced 30, 60, or 100 times what was sown.

Mark 4:8

Other  fell on good  and produced a crop. They grew up, increased in size, and produced 30, 60, or 100 times what was sown.

Mark 4:8



Other seeds fell on good soil and produced a crop. They grew up, increased in size, and produced 30, 60, or 100 times what was sown.

Mark 4:8



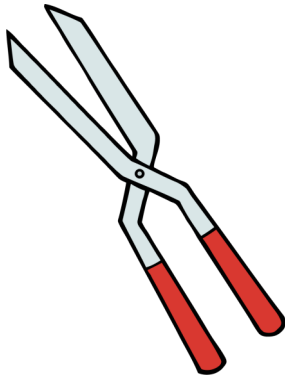
seeds



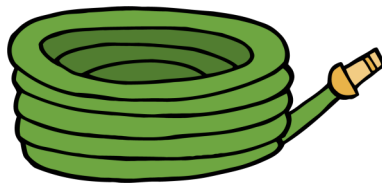
gloves




soil



shears



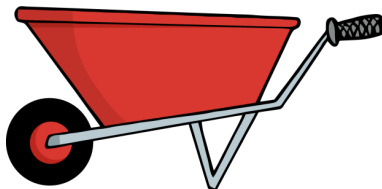
hose



pots



trowel



wheelbarrow



cultivator



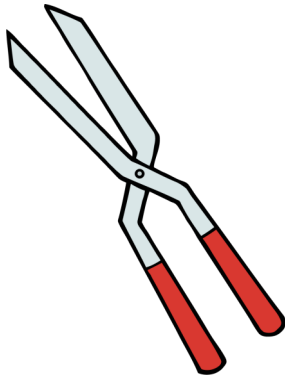
seeds



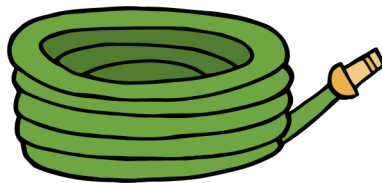
gloves




soil



shears



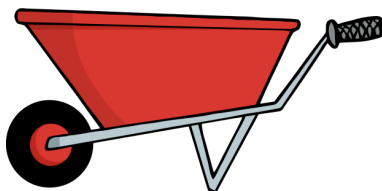
hose



pots



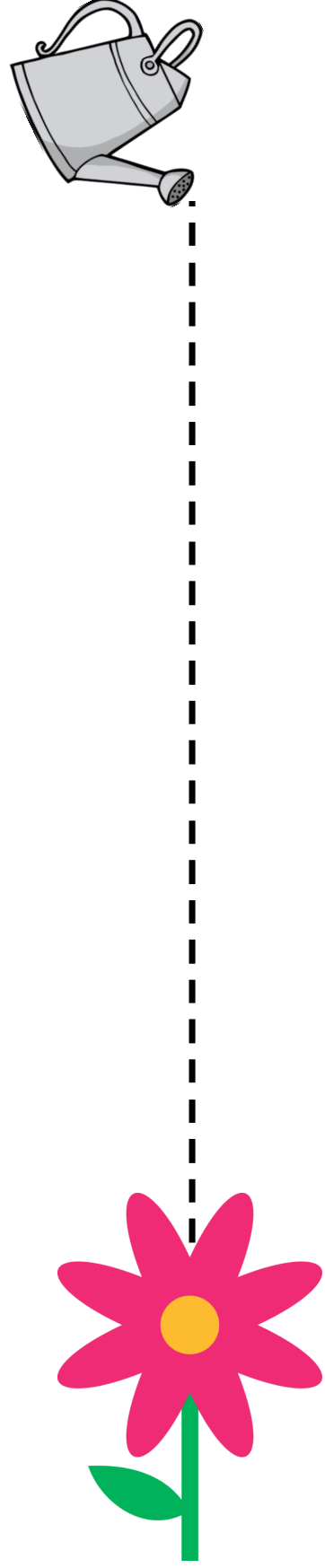

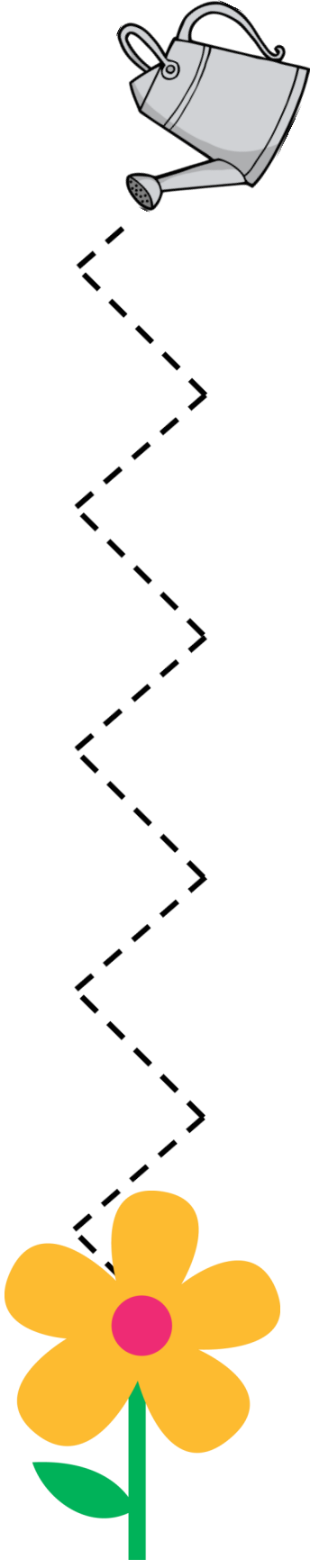
trowel






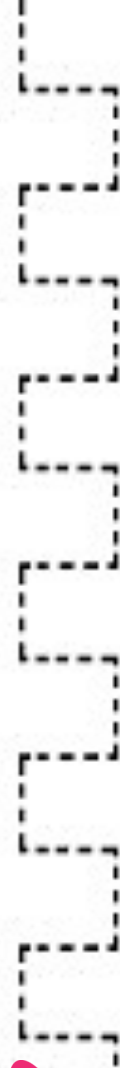
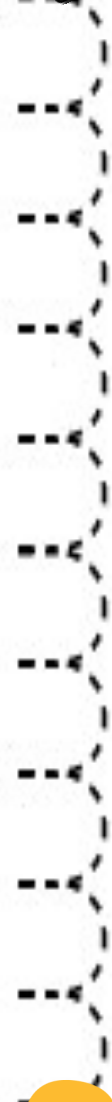
wheelbarrow




cultivator









My Flower Shapes and Colors




There is a red diamond
on the white flower.




There is a yellow triangle
on the red flower.




There is a blue rectangle
on the orange flower.




There is a white star on
the purple flower.



There is a purple oval
on the yellow flower.



There is an orange square
on the pink flower.


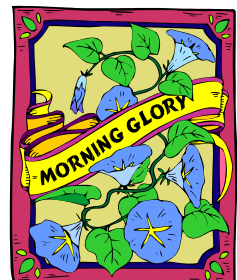




There is a green circle
on the blue flower.

Flowers


Vegetables


Cut out the seed packets below and sort them by flowers or vegetables.



Where's the Trowel?

Cut out the cabbage numbers and the trowel. Place the cabbages {you can put all 20 or fewer} on the table and hide the trowel under one of the numbers. Have your child guess which cabbage the number is underneath. This is a great activity for helping your child identify numbers up to 20. If your child correctly guesses where the number is hidden, have fun counting together up to that number. You can also have your child put the numbers in order independently.



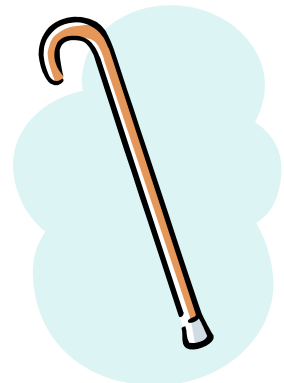
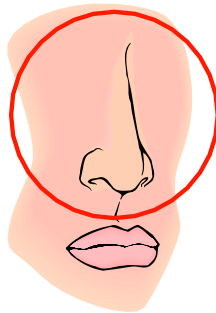
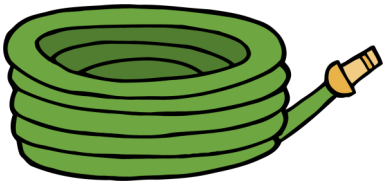




Growth of a Plant Sequencing

Cut out the sequencing cards and show how a plant grows.







Match the rhyming words: seeds/weeds; soil/boil; pots/dots; hose/nose; rake/cake; rain/cane