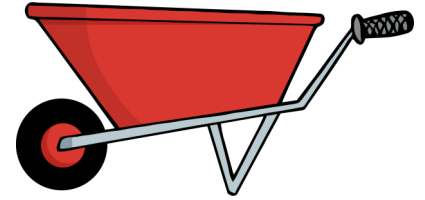




# Garden Preschool Pack

## {Part 2}



**Note: There are TWO parts to this printable, so be sure that you download BOTH parts of the printable to have all of the pages!!! Find all downloads on this page:**

<http://homeschoolcreations.com/gardenpreschoolpack.html>

A great book for preschoolers about gardening is [Jack's Garden by Henry Cole](#).

This pack contains early learning printables to use with your toddler or preschooler when studying about gardening. I would highly recommend printing the activities from this set onto cardstock so that they are sturdier for younger hands.

Printables for this preschool pack include:

- Name tag strip for front of lapbook or folder if you store your preschool pack
- Story summary sheet for one of your favorite books {we used Jack's Garden}
- Gardening words {and 2 part word and picture matching cards}
- Hide the trowel game {number identification and sequencing}
- Sequencing cards to go-along with [Jack's Garden by Henry Cole](#).
- Vegetable/flower sorting page
- How a plant grows sequencing cards
- Flower shapes ~ what shape is in the center of the flower?
- Beginning sound word strips and cards
- Parts of a flower {flower, leaves, stem, and roots}
- What Do Plants Need? song
- Letter G and Letter P tracing sheets

If you would like to share, please share a link to my blog or to the page that hosts these files. **Please do not link directly to just the PDF files** (the link you are at now). Please feel free to print this pdf file for your own personal use. They were created for private and non-profit use. Please do not sell or host these files anywhere else. Some graphics by [Goodness & Fun](#) © MYGRAFICO.COM

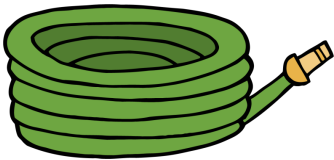
Created by Jolanthe @ <http://homeschoolcreations.com>




Seeds




Gloves



Hose



Pots



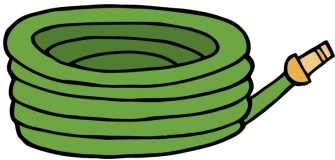
Trowel




seeds




gloves



hose



pots



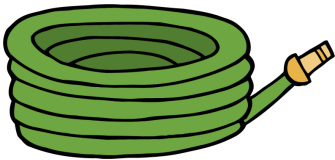
trowel




\_\_\_eeds




\_\_\_loves



\_\_\_ose




\_\_\_ots



\_\_\_rowel

Print, laminate and cut out. Have your child either clip a clothespin to the correct beginning letter sound or use a dry erase marker to circle the correct letter. Key: pots, gloves, watering can, hose.



K

P

C



G

D

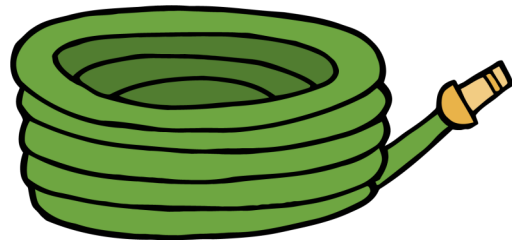
A



J

W

V



T

I

H

Print, laminate and cut out. Have your child either clip a clothespin to the correct beginning letter sound or use a dry erase marker to circle the correct letter. Key: sun, boots, flower, tools.



S

R

O



P

B

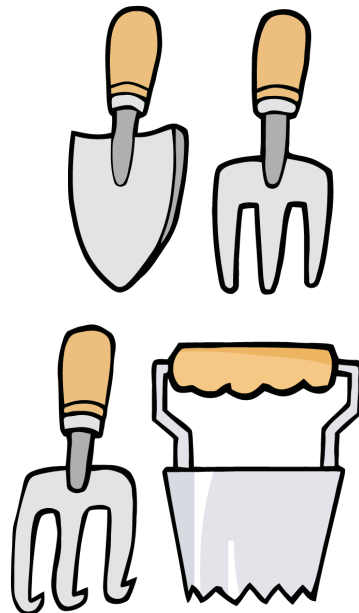
L



W

G

F




T

Q

M



flower



leaves


stem



roots



flower



leaves



stem



roots



# What Do Plants Need?

*{Sung to the tune of Frere Jacques}*

What do plants need?

What do plants need?

To grow tall?

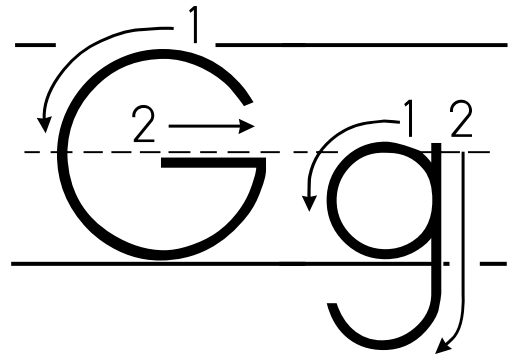

To grow tall?

Plants need soil,  
water, air, and Sun.

Watch them grow!

Watch them grow!

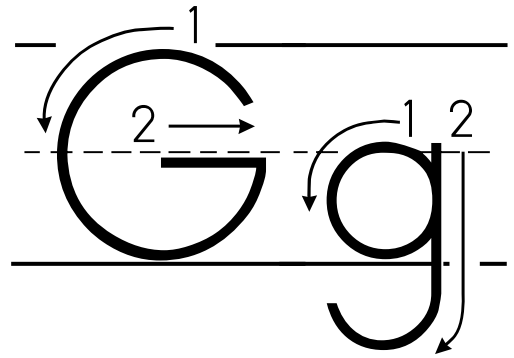








Garden gloves

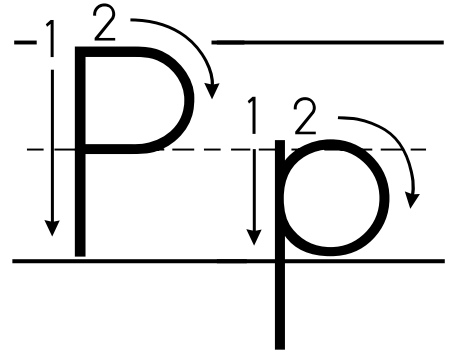

G G G G

g g g g g



garden gloves

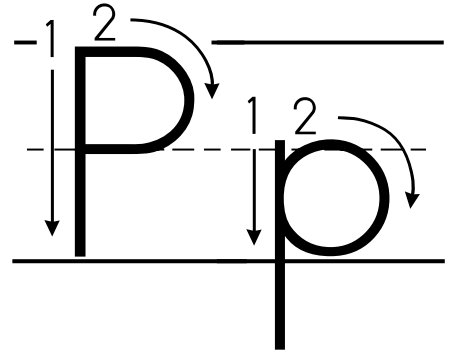





Pots pots

P P P P P

p p p p p



pots

pots

P

P

P

P

p


p

p


p




The soil is in the garden.



The seeds fell on the soil.




The rain wet the seeds.




The seedlings sprouted.




The plants grew.




The buds formed  
on the plants.



The flowers blossomed.



The insects sipped nectar.



The birds chased the  
insects from the flowers.



The garden was planted.