

Gardening

Read, Build, and Write cards



Use the [Read, Build, Write mats](#) along with the word cards on the following page for additional learning activities with your child when gardening together!

Read: Place one of the cards in the top box and read the word together.

Build: Use letter tiles or magnets to build the word in the second box.

Write: Finally, practice writing the word in the bottom box.

[Download the Read, Build, Write mats here.](#)

Gardening ~ Read, Build, and Write



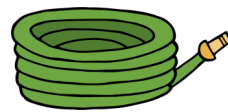
seeds



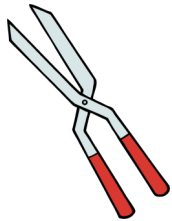
soil



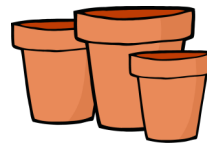
gloves



hose



shears



pots



trowel



cultivator



wheelbarrow



watering can