

Gingerbread Baby Printable Pack

{Preschool Version}



Thanks so much for stopping by my site and downloading this file. I hope that you and your child have MUCH fun together using this free resource! You can find all of my files and links for this unit on this webpage:

<http://homeschoolcreations.com/GingerbreadBabyPrintables.html>

This pack contains early learning printables to use with your child when reading the book [Gingerbread Baby by Jan Brett](#). The first half of the kit focuses on skills for younger children and the second includes pages for more advanced pre-schoolers or kindergarteners. I would highly recommend printing the activities from this set onto cardstock so that they are sturdier for younger hands.

If you would like to share, please share a link to my blog or to the page that hosts these files. **Please do not link directly to just the PDF files** (the link you are at now). Please feel free to print this pdf file for your own personal use. They were created for private and non-profit use. Please do not sell or host these files anywhere else.

Created by Jolanthe @ <http://homeschoolcreations.com>
updated December 2011

Most graphics are Copyright © [STOCKBERRY STUDIO](#). purchased from [MyGrafico.com](#)

Use the top section for your child to practice writing his/her name and add to the front of a lapbook or file folder if storing your child's work. Depending on the book that you use for your adventure, have your child summarize the book and record what they tell you. Add the mini 'book report' to the front of your folder.




what happened in the story?

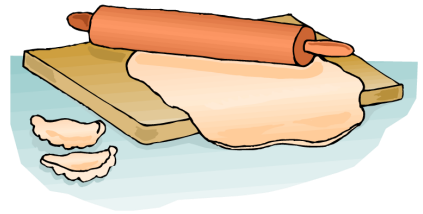
My favorite part of the book was...




gingerbread



cookbook



dough



oven



bowl



fox



wagon




house



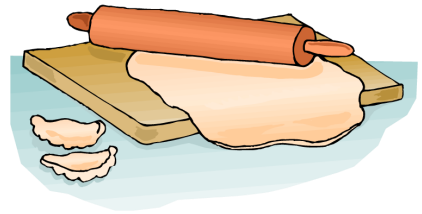
woods




gingerbread




cookbook



dough



oven



bowl



fox



wagon




house



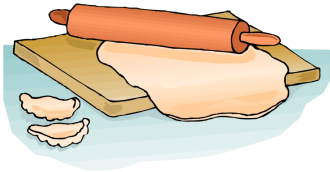
woods




gingerbread



cookbook



dough



oven



bowl



fox




woods



house

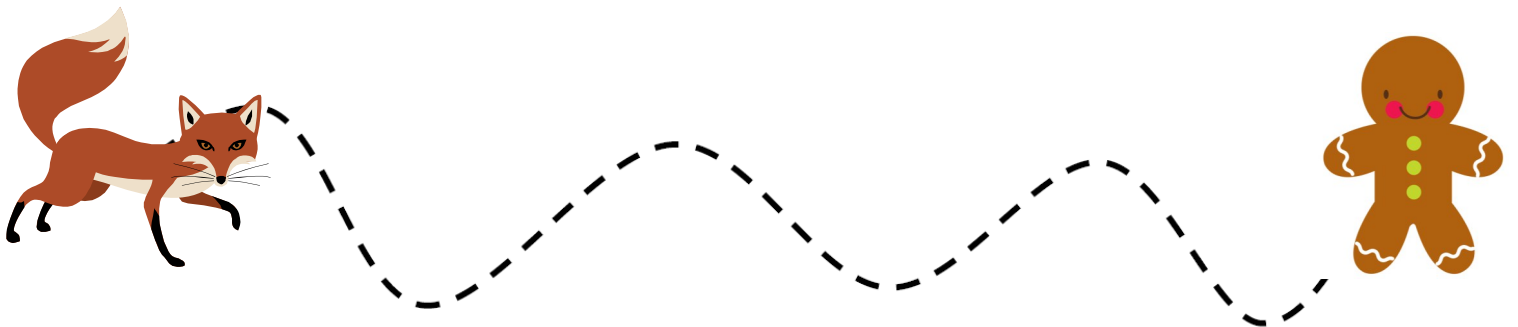
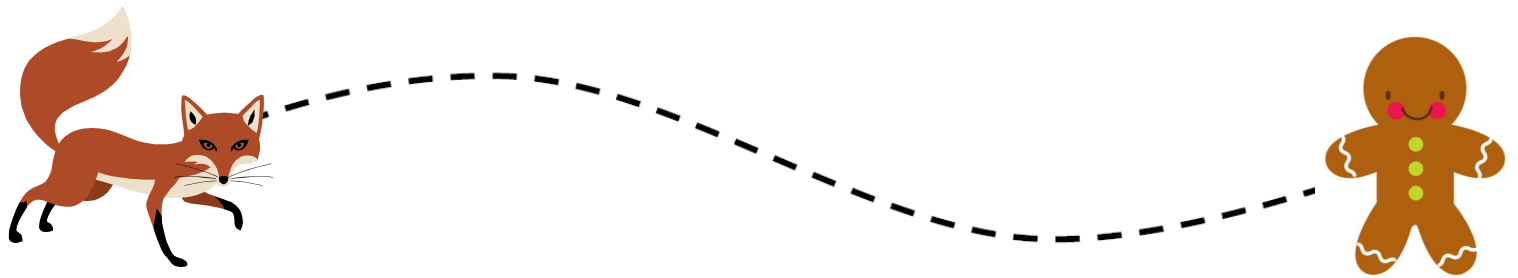
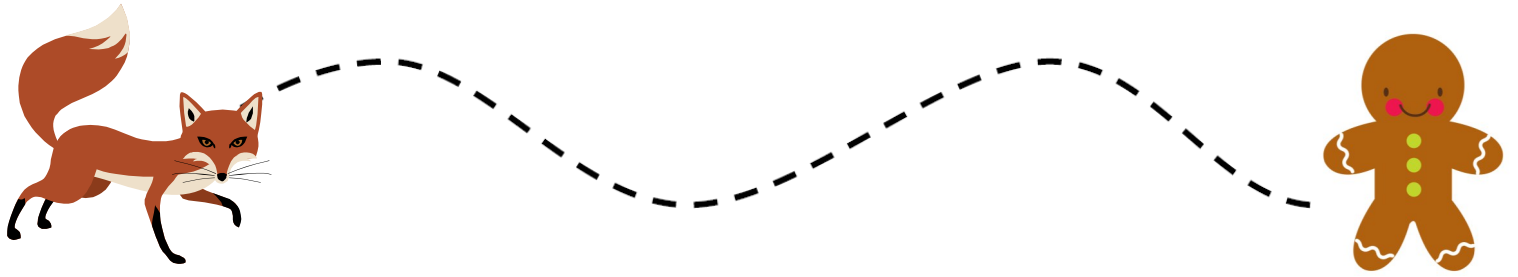


wagon



peppermint







Print and cut apart puzzle pieces. Leave the numbers on so your child can practice numbering from 1-10 or cut them off and let him have fun figuring out the puzzle!




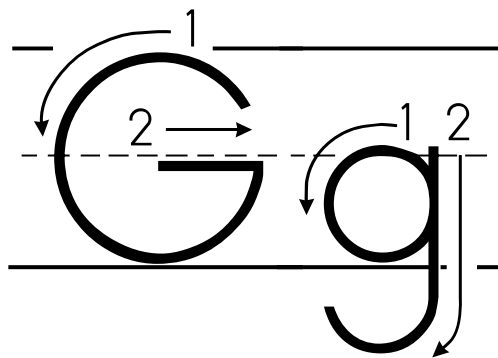

Size Sequencing

Use these cards to sequence the gingerbread babies from smallest to largest.


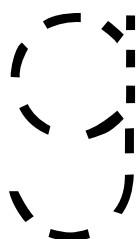
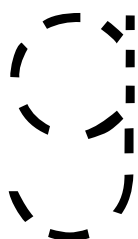
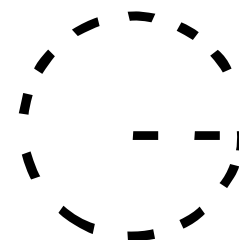




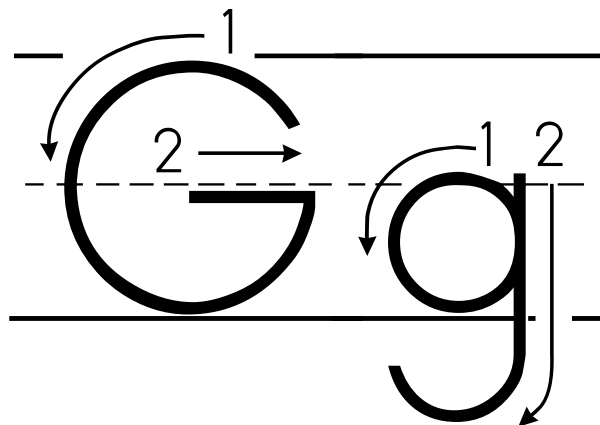







Gingerbread





Gingerbread

G

G

G

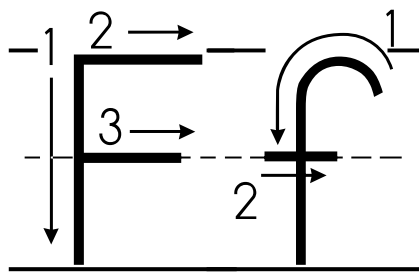
G

g

g

g

g



Fox fox

F

F

F

F

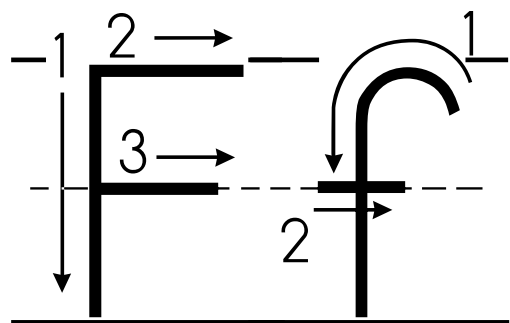
f

f

f

f

f



fox

fox

fox

F

F

F

F

F

f

f

f

f

What Color
are the
Buttons?



orange



red



yellow



green



pink



blue



purple

Cut out the house and the gingerbread baby. In the story, the gingerbread baby is hiding inside the gingerbread house. Cut the door open and put your gingerbread baby inside the house to hide! You can add the house and baby to part of a folder or can glue it to the next page with the saying from the Gingerbread Baby. Add your child's name to the poem at the top.



I'm the little Gingerbread Baby,
Lucky as can be,
To be living in the house,
That made for me!

glue the gingerbread house here