



If Jesus Came To My House Printables

Thanks so much for stopping by my site and downloading this file. I hope that you and your child have **MUCH** fun together using this free resource! You can find all of my files and links for this unit on this webpage:

<http://homeschoolcreations.com/IfJesusCameToMyHousePrintables.html>

This pack contains early learning printables to use with your toddler or preschooler when studying [If Jesus Came to My House by Joan Thomas](#). I would highly recommend printing the activities from this set onto cardstock so that they are sturdier for younger hands.

If you would like to share, please share a link to my blog or to the page that hosts these files. **Please do not link directly to just the PDF files** (the link you are at now). Please feel free to print this pdf file for your own personal use. They were created for private and non-profit use. Please do not sell or host these files anywhere else.

You can also find extra go-along printables to use with many of the other children's books on my website:

<http://homeschoolcreations.com/LiteratureBasedPrintables.html>

Created by Jolanthe @ <http://homeschoolcreations.com>

January 2012

Some graphics from [JW ILLUSTRATIONS](#) purchased from [My Grafico](#).

Use the top section for your child to practice writing his/her name and add to the front of a lapbook or file folder if storing your child's work. Depending on the book that you use for your adventure, have your child summarize the book and record what they tell you. Add the mini 'book report' to the front of your folder.



What happened in the story?

My favorite part of the book was...

Do not fear for

I am with you...

Isaiah 41:10

Created by Jolanthé @ <http://homeschoolcreations.com>

Cut out the verse strips to help your child learn the verse. The little boy in the story was scared of the shadows in the hall. We don't need to be afraid, because God is always with us!


Do not fear for
I am with you...

Isaiah 41:10





house



door



rocking chair



puppy



kettle




tea



garden




apple



bird



house



door



rocking chair



puppy



kettle




tea



garden



apple




bird



K

P

H



D

C

O



P

R

D



N

P

B



R

U

K



T

P

I



G

V


A



S

B

A




V

B

A



house



door



rocking chair



puppy



kettle




tea



garden



apple




bird



toys












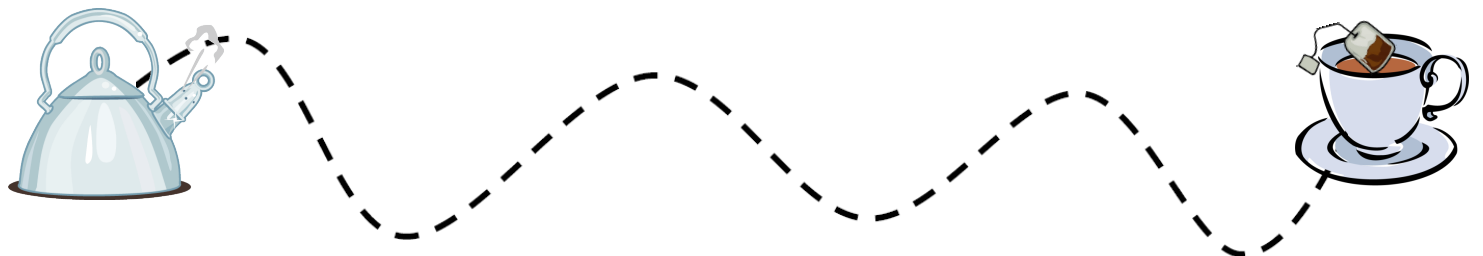
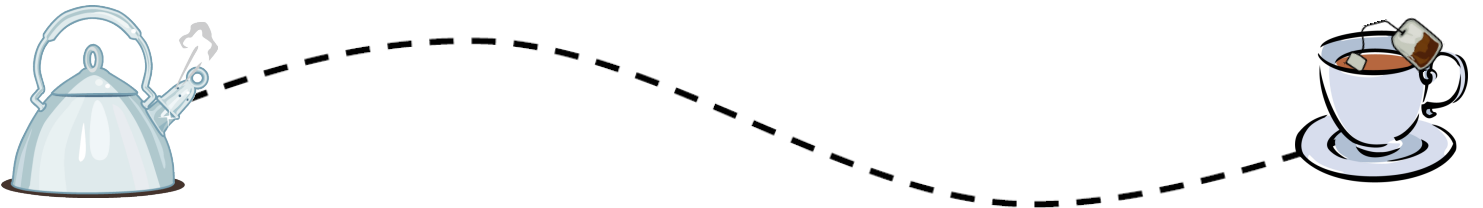
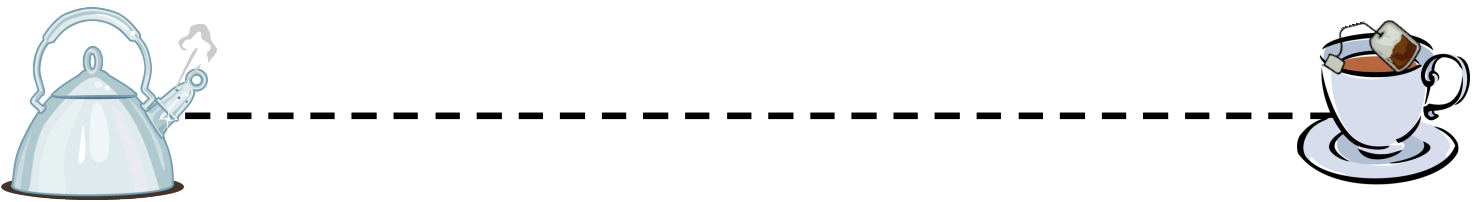
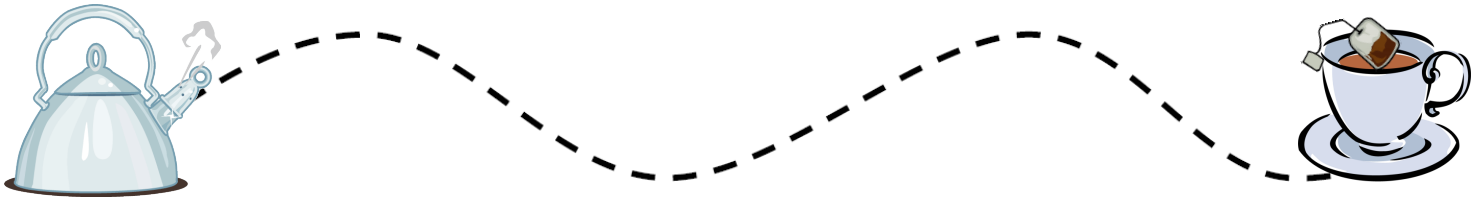


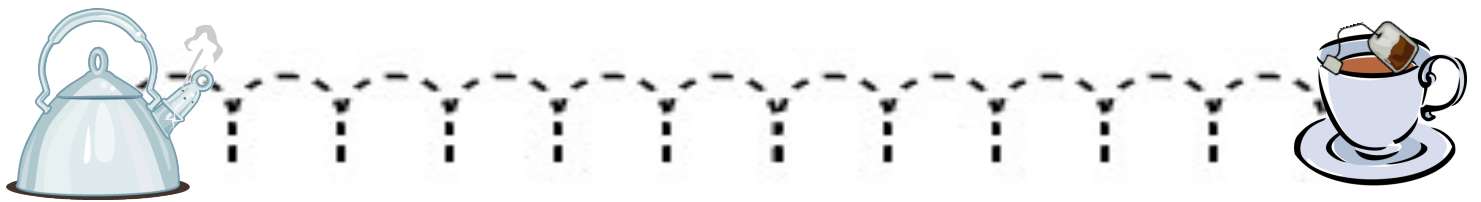

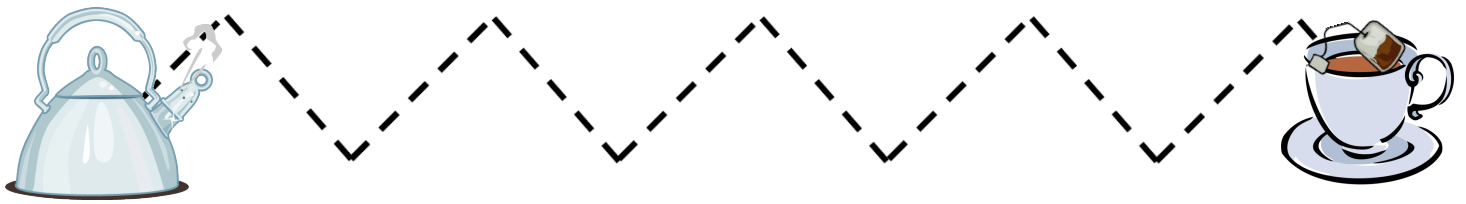













How many apples did you pick?







1	2	3	4	5
6	7	8	9	10
11	12	13	14	15

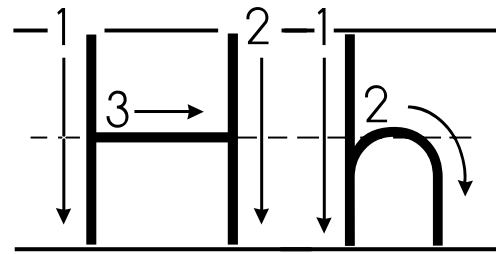
Rhyming Word Match

Match the rhyming words by drawing a line between the two picture words that sound alike.

Slide into a sheet protector and use a dry erase marker if you would like to re-use it.



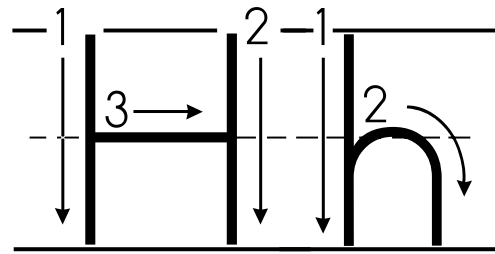
4



house house

H H H H

h h h h



house

house

H

H

H

H

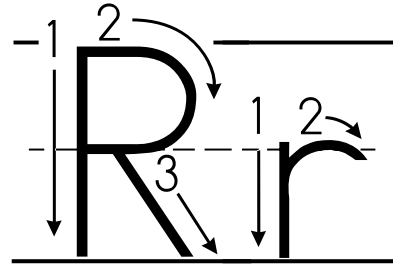
h

h

h

h

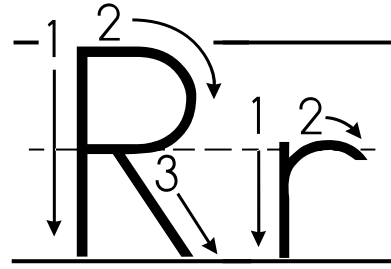
h



rocking chair

R R R R

r r r r r




rocking chair

R R R R

r r r r r

If Jesus came to my house I would....

(draw a picture)





Do not fear,

for, I am with

you.

Isaiah 41:10