



Jesse Bear

What Will You Wear?

Printables

Thanks so much for stopping by my site and downloading this file. I hope that you and your child have **MUCH** fun together using this free resource! You can find all of my files and links for this unit on this webpage:

<http://homeschoolcreations.com/JesseBearPrintables.html>

This pack contains early learning printables to use with your toddler or preschooler when studying [Jesse Bear, What Will You Wear?](http://homeschoolcreations.com/JesseBearPrintables.html) I would highly recommend printing the activities from this set onto cardstock so that they are sturdier for younger hands.

If you would like to share, please share a link to my blog or to the page that hosts these files. **Please do not link directly to just the PDF files** (the link you are at now). Please feel free to print this pdf file for your own personal use. They were created for private and non-profit use. Please do not sell or host these files anywhere else.

You can also find extra go-along printables to use with many of the other children's books on my website:

<http://homeschoolcreations.com/LiteratureBasedPrintables.html>

Created by Jolanthe @ <http://homeschoolcreations.com>

October 2011

Use the top section for your child to practice writing his/her name and add to the front of a lapbook or file folder if storing your child's work. Depending on the book that you use for your adventure, have your child summarize the book and record what they tell you. Add the mini 'book report' to the front of your folder.




what happened in the story?


My favorite part of the book was...



bear



pants



shirt



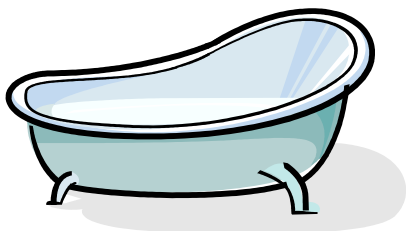
roSe




Sun



chair



tub




boat




pajamas



bear



pants



shirt



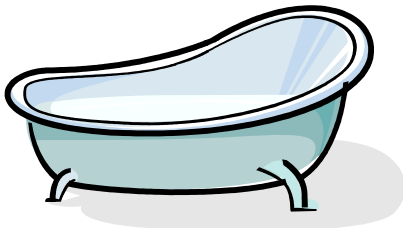
roSe




Sun



chair



tub


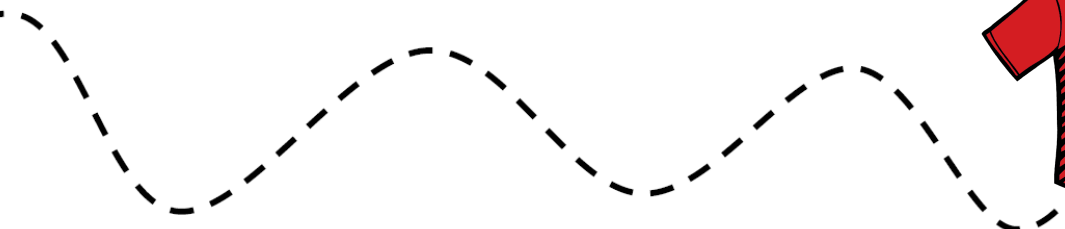

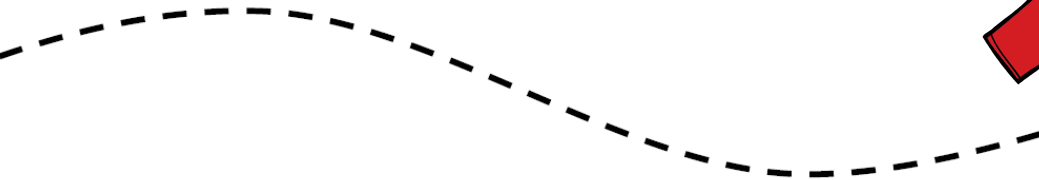




boat


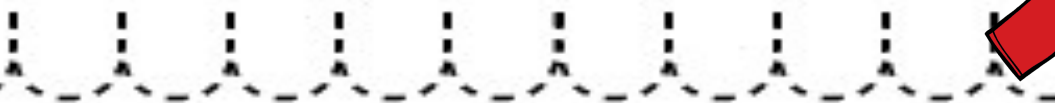






pajamas

Help Jesse Bear put his shirt on




Help Jesse Bear put his shirt on






bear



shirt



pants



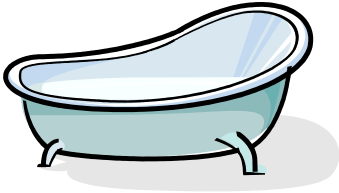
rose




sun




chair



tub



boat





pajamas



moon





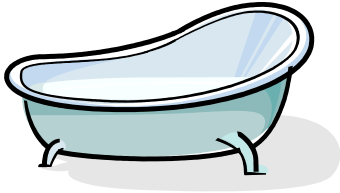










Three horizontal lines for handwriting practice: a solid top line, a dashed middle line, and a solid bottom line.




Three horizontal lines for handwriting practice: a solid top line, a dashed middle line, and a solid bottom line.



Three horizontal lines for handwriting practice: a solid top line, a dashed middle line, and a solid bottom line.



Three horizontal lines for handwriting practice: a solid top line, a dashed middle line, and a solid bottom line.

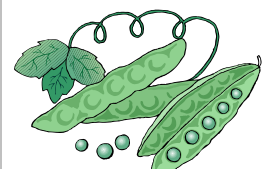



Three horizontal lines for handwriting practice: a solid top line, a dashed middle line, and a solid bottom line.

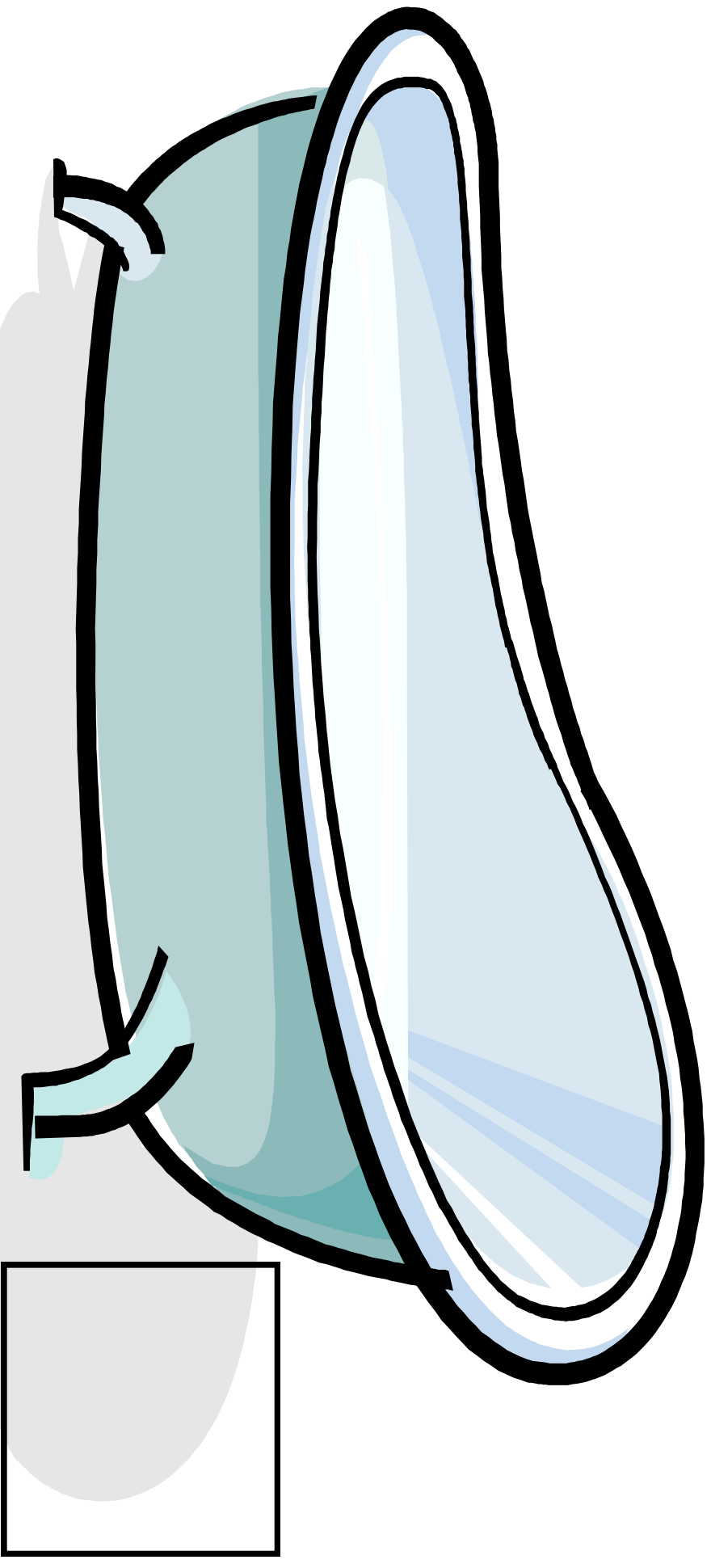
Did Eat

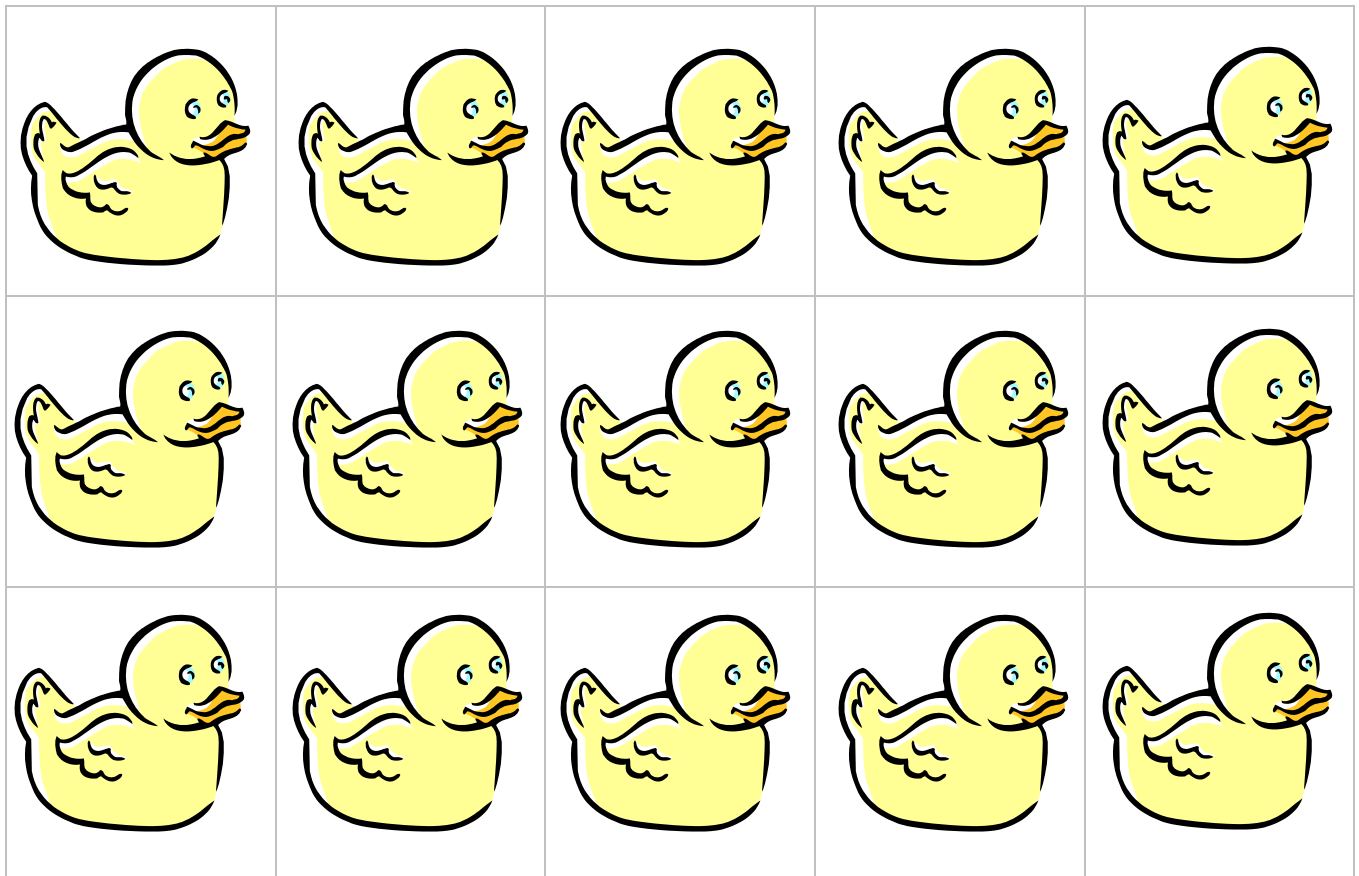
Didn't Eat

Cut out the food below and sort by what Jesse Bear did and didn't eat.



How many ducks in the tub?






1	2	3	4	5
6	7	8	9	10
11	12	13	14	15



B

P


R



A

S

P



H

S

T



O

R

E



N

U

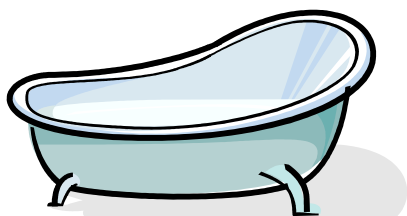
S



C

P


R



B

V


T



T

B

D




S

H


P



b p r



a s p



h s t



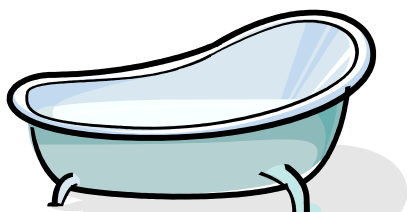
o r e




n u s



c p r



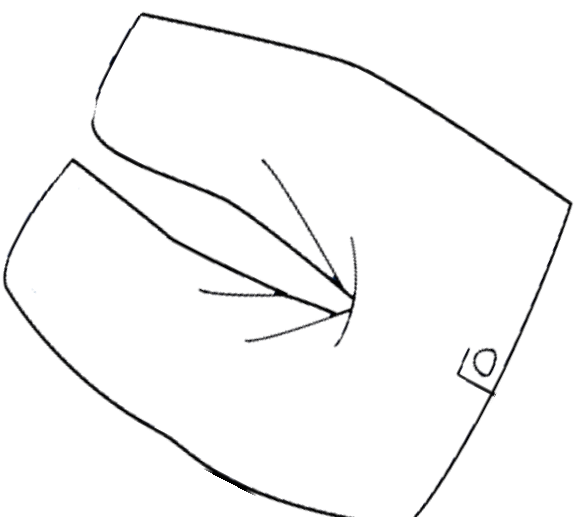

b v t



t b d



s h p





































Jesse wore a


red shirt and blue


pants in the morning.


what comes next?


     	
      	
    	
      	
       	













Color the United States flag

	<table border="1"><tr><td>2</td></tr><tr><td>2</td></tr><tr><td>2</td></tr><tr><td>2</td></tr><tr><td>2</td></tr><tr><td>2</td></tr><tr><td>2</td></tr><tr><td>2</td></tr><tr><td>2</td></tr><tr><td>2</td></tr></table>	2	2	2	2	2	2	2	2	2	2
2											
2											
2											
2											
2											
2											
2											
2											
2											
2											
	2										
	2										
	2										


1 ~ Blue

2 ~ Red


What Color
Shirt Should
Jesse Bear Wear?




Jesse Bear should
wear a red shirt.




Jesse Bear should
wear an orange shirt.




Jesse Bear should
wear a yellow shirt.




Jesse Bear should
wear a green shirt.




Jesse Bear should
wear a blue shirt.




Jesse Bear should
wear a purple shirt.




Jesse Bear should
wear a black shirt.




Jesse Bear should
wear a pink shirt.



Jesse Bear should
wear a gray shirt.



Jesse Bear should
wear a white shirt.


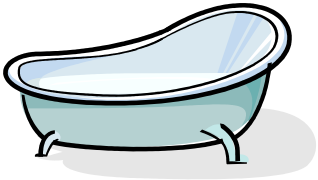



I would wear
a _____ shirt.



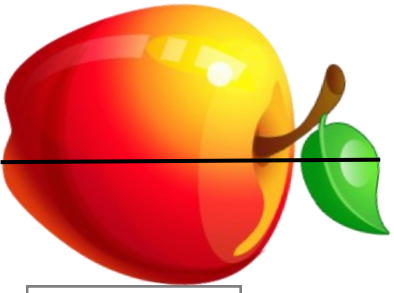
Rhyming Word Match

Match the rhyming words by drawing a line between the two picture words that sound alike.

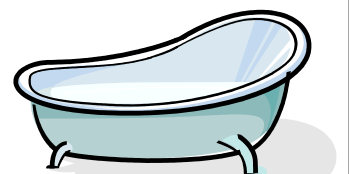
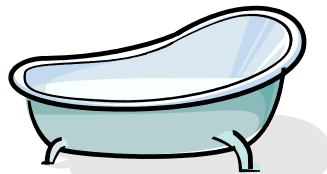
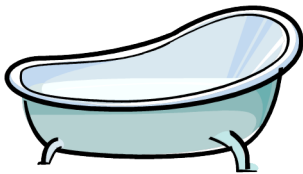



Slide into a sheet protector and use a dry erase marker if you would like to re-use it.

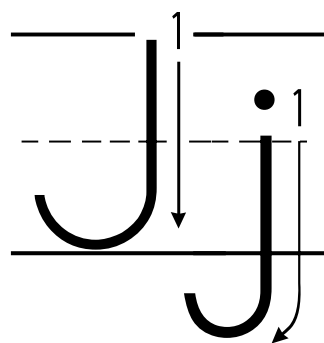


Measure Jesse Bear's Lunch



circle the one that is different

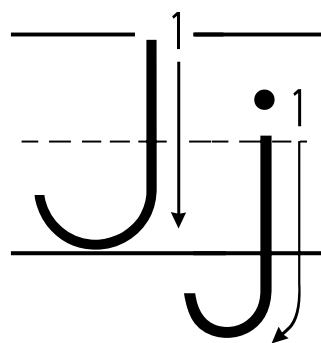




Jesse Bear

J J J J J

j j j j j



Jesse

Bear

J

J

J

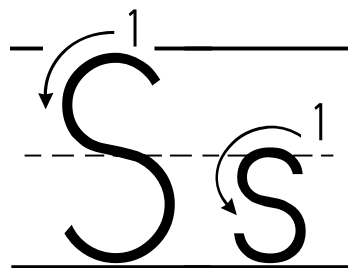

J

j

j

j

j



shirt

shirt

S

S

S

S

S

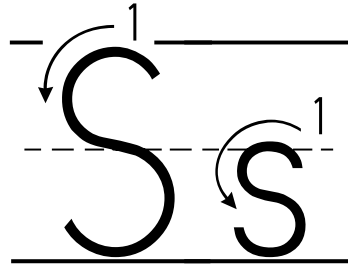

s

s

s

s

s



shirt

shirt

S

S

S

S

s

s

s

s