

My Police Lapbook

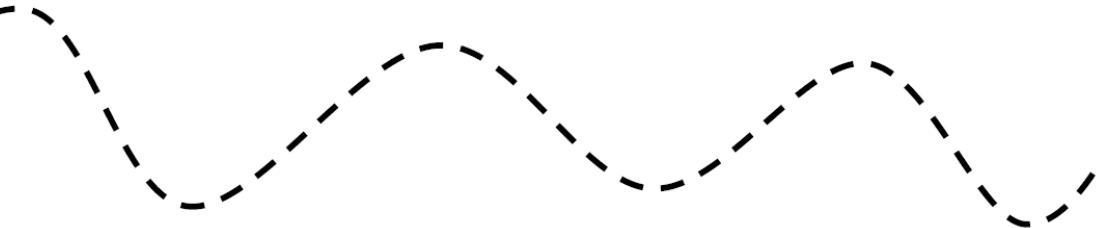
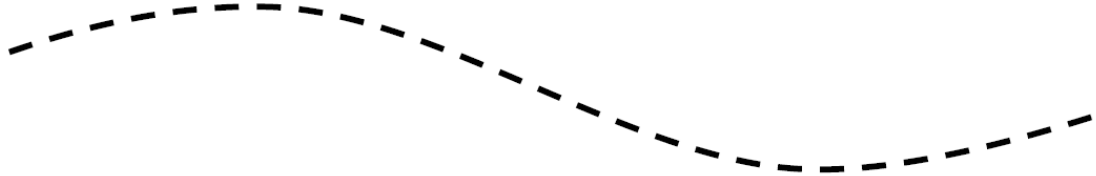
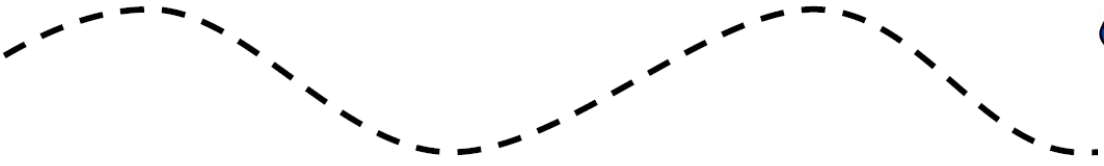


This pack contains early learning printables to use with your toddler or preschooler when studying about policemen. I would highly recommend printing the activities onto cardstock so that they are sturdier for younger hands.

Printables for this lapbook/folder include:

- Catch the Robber! ~ tracing activities
- Alphabet matching ~ upper and lowercase letter cards
- Create-a-pattern {as simple or difficult as you like}
- How Many Fingerprints? ~ Counting activity book from 1-10
- Lapbook Cover & policeman coloring sheet
- Shapes I See in Signs ~ Shape book showing signs in a variety of shapes
- Street sign memory matching game
- What Color is the Police's Hat ~ coloring booklet with many colors
- P is for 'Police' letter tracing sheet
- Papertowel Stoplight craft ~ printables for a cute craft!

Please feel free to print this pdf file for your own personal use. They were created for private and non-profit use. Please do not sell or host these files anywhere else.







Making Patterns




Cut out the policemen and the magnifying glasses and make different patterns. Patterns can be a simple ABAB pattern {policeman, magnifying glass, policeman, magnifying glass} or harder AABAAB {policeman, policeman, magnifying glass}, etc.



Cut out the policemen and the magnifying glasses to make different patterns.




A




a

B




b

C




c

D




d

E




e

F




f

G




g

H




h

I




i

J




j

K




k

L




l

M




m

N




n

O




o

P




p

Q




q

R




r

S




s

T




t

U




u

V




v

W





w


X



x

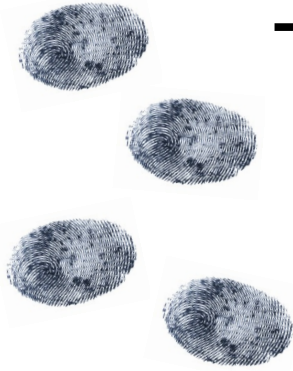
Y		y	Z		z
---	---	---	---	--	---

Alphabet
Matching



A large empty rectangular box for matching the letters.

How Many Fingerprints?



Cut out the pages and help your child put the correct number of fingerprints on each page of the booklet.



The police found 1 fingerprint.



The police found 2 fingerprints.



The police found 3 fingerprints.



The police found 4 fingerprints.



The police found 5 fingerprints.



The police found 6 fingerprints.



The police found 7 fingerprints.



The police found 8 fingerprints.

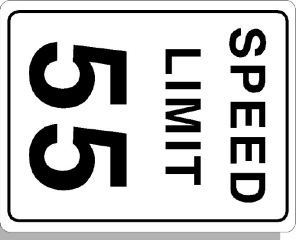


The police found 9 fingerprints.



The police found 10 fingerprints.

Shapes I See in Signs



This sign is shaped like a TRIANGLE.



This sign is shaped like a CIRCLE.



This sign is shaped like an OCTAGON.



This sign is shaped like a **DIAMOND**.




This sign is shaped like a **PENTAGON**.



This sign is shaped like a **RECTANGLE**.

Cut out the pages in the 'Shapes I See' booklet and staple them together to add to your lapbook.


What Color is
the Police's Hat?




This police hat is orange.




This police hat is brown.




This police hat is yellow.




This police hat is green.




This police hat is purple.




This police hat is blue.




This police hat is black.




This police hat is red.



This police hat is gray.




This police hat is pink.





This police hat is white.

Street Sign Matching

Use these cards to play a matching game with your child.





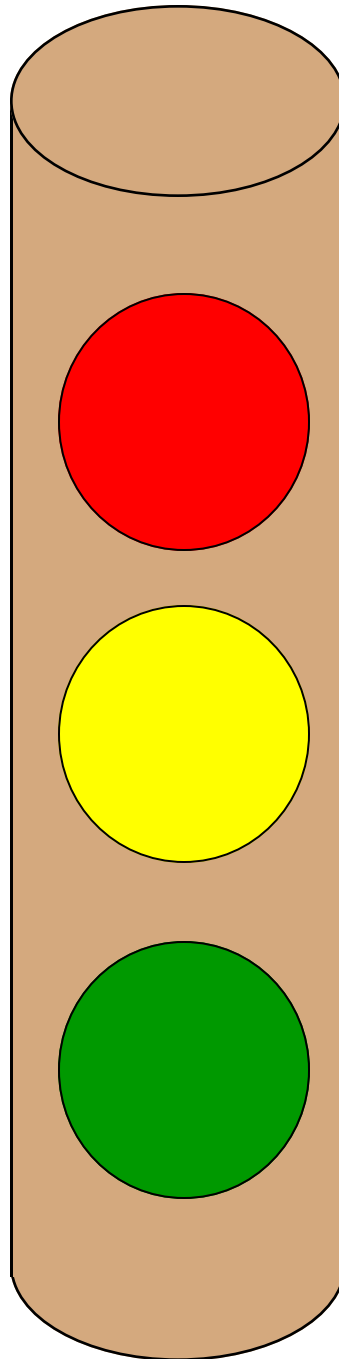





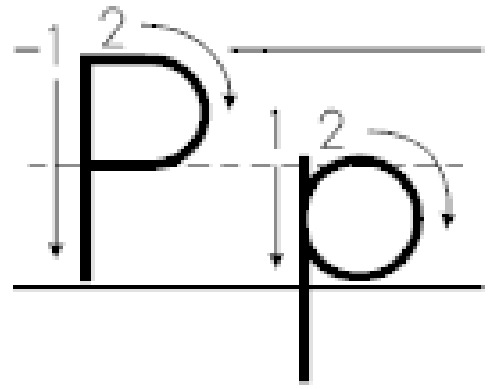
Sign Matching



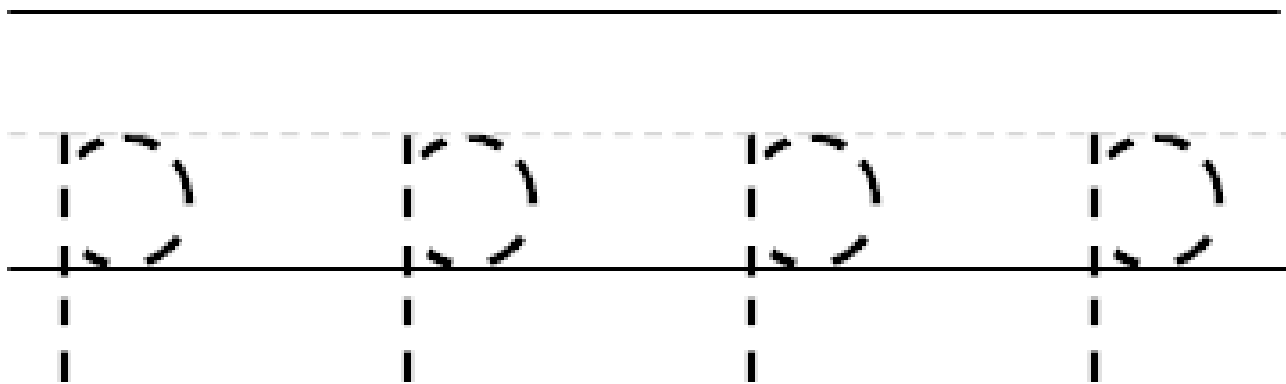
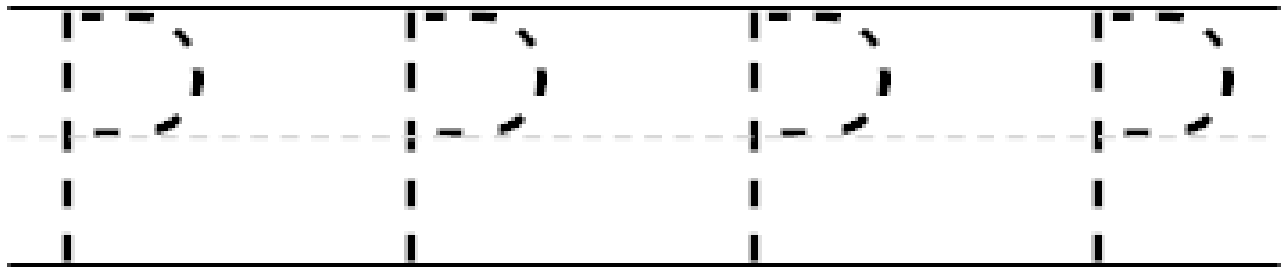
Paper Towel Tube Stoplight craft

Have your child cut out the circles below and then glue them onto a paper towel tube to make their own stoplight.





P o l i c e



My Policeman Lapbook



