

Early Learning Printables

{Kindergarten version}



Thanks so much for stopping by my site and downloading this file. I hope that you and your child have **MUCH** fun together using this free resource! You can find all of my files and links for this unit on this webpage:

<http://homeschoolcreations.com/PolicePrintables.html>

This pack contains early learning printables to use with your child. The first half of the kit focuses on skills for younger children and the second includes pages for more advanced preschoolers or kindergarteners. I would highly recommend printing the activities from this set onto cardstock so that they are sturdier for younger hands.

If you would like to share, please share a link to my blog or to the page that hosts these files. **Please do not link directly to just the PDF files** (the link you are at now). Please feel free to print this pdf file for your own personal use. They were created for private and non-profit use. Please do not sell or host these files anywhere else.

Created by Jolanthe @ <http://homeschoolcreations.com>

October 2011

Graphics from: [Stockberry Studio](#) purchased from [My Graphico](#)



K	P	N
---	---	---



N	C	P
---	---	---



B	G	D
---	---	---



T	M	H
---	---	---



H	C	S
---	---	---



T	P	F
---	---	---



C	V	R
---	---	---



S	F	T
---	---	---



N	H	S
---	---	---



k	p	n
---	---	---



n	c	p
---	---	---



b	g	d
---	---	---



t	m	h
---	---	---



h	c	s
---	---	---



t	p	f
---	---	---



c	v	r
---	---	---



s	f	t
---	---	---



n	h	s
---	---	---



Three horizontal lines for handwriting practice: a solid top line, a dashed middle line, and a solid bottom line.



Three horizontal lines for handwriting practice: a solid top line, a dashed middle line, and a solid bottom line.



Three horizontal lines for handwriting practice: a solid top line, a dashed middle line, and a solid bottom line.



Three horizontal lines for handwriting practice: a solid top line, a dashed middle line, and a solid bottom line.



Three horizontal lines for handwriting practice: a solid top line, a dashed middle line, and a solid bottom line.













Match the numbers to the correct number word on the following page. Turn them over for a fun matching game.



one



two



three



four



five



six



seven



eight




nine



ten






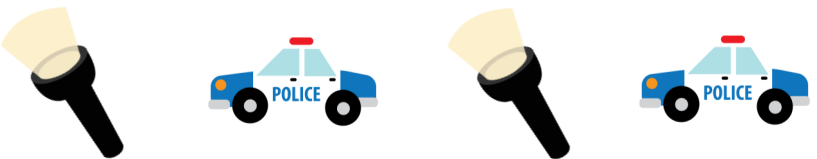

zero








Print and cut apart puzzle pieces. Leave the numbers on so your child can practice numbering from 1-10 or cut them off and let him have fun figuring out the puzzle!



What comes next?

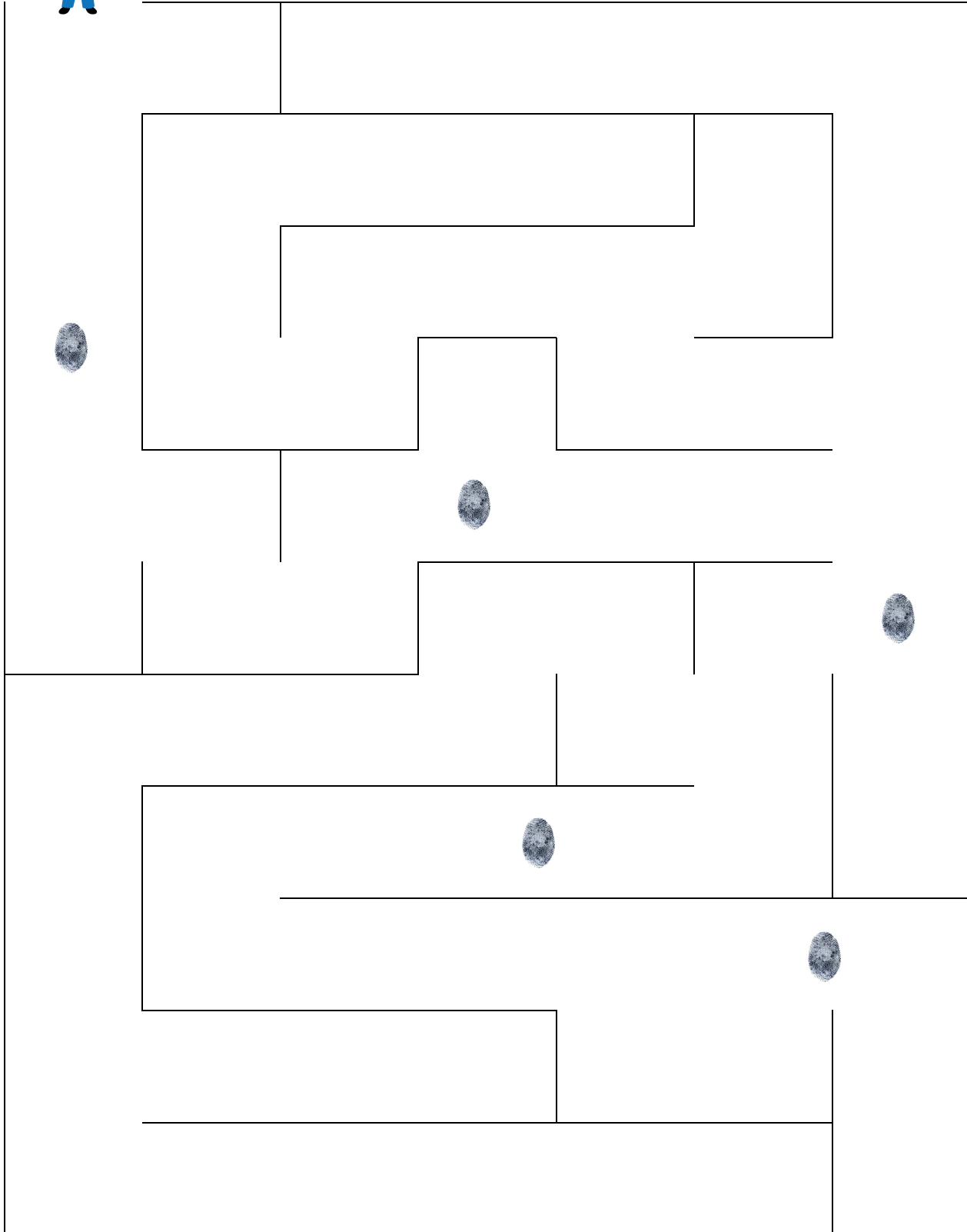
	
	
	
	
	

✂

				
---	---	---	---	---



Follow the fingerprints to catch the robber!



Things I Know About ME!



My full name is:



This is my phone number:




My birthday is on this day:



This is where I live:

Connect the Dots

Connect the dots from 0 to 10 and then color the picture when you are done!



Policemen Protect Us



Police men wear a badge



and a hat. They also have



handcuffs. They drive in a



cruiser. The cruiser has a siren.



Police men protect us.

Find the Words

Can you find these words in the story that you read?

wear

and

have

us

badge

also

They

has

cruiser

siren

drive


The

in

hat

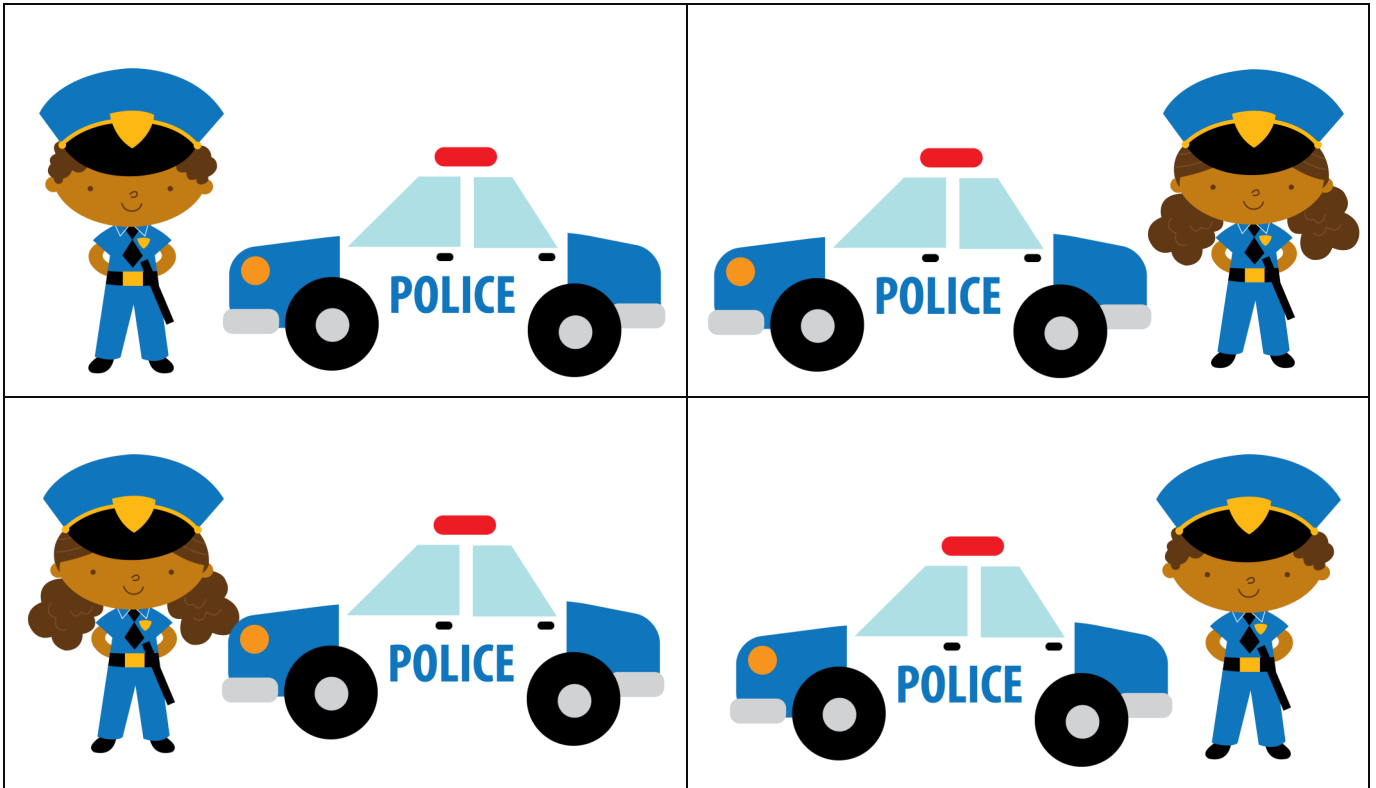
a

circle the one that is different




Find the Correct Picture

The policewoman is standing behind the cruiser.



The policeman is holding handcuffs and a badge.



Paper Towel Tube Stoplight craft

Have your child cut out the circles below and then glue them onto a paper towel tube to make their own stoplight.

