

The Red Carpet Printables

Thanks so much for stopping by my site and downloading this file. I hope that you and your child have **MUCH** fun together using this free resource! You can find all of my files and links for this unit on this webpage:

<http://homeschoolcreations.com/TheRedCarpetPrintables.html>

This pack contains early learning printables to use with your toddler or preschooler when studying [The Red Carpet by Rex Parkin](#). I would highly recommend printing the activities from this set onto cardstock so that they are sturdier for younger hands.

If you would like to share, please share a link to my blog or to the page that hosts these files. **Please do not link directly to just the PDF files** (the link you are at now). Please feel free to print this pdf file for your own personal use. They were created for private and non-profit use. Please do not sell or host these files anywhere else.


You can also find extra go-along printables to use with many of the other children's books on my website:

<http://homeschoolcreations.com/LiteratureBasedPrintables.html>

Created by Jolanthe @ <http://homeschoolcreations.com>


March 2012

Use the top section for your child to practice writing his/her name and add to the front of a lapbook or file folder if storing your child's work. Depending on the book that you use for your adventure, have your child summarize the book and record what they tell you. Add the mini 'book report' to the front of your folder.




what happened in the story?

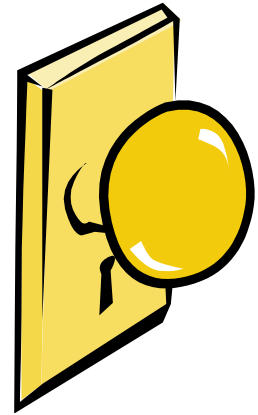
My favorite part of the book was...



hotel



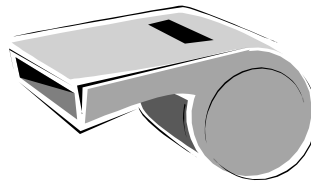
carpet




doorknob



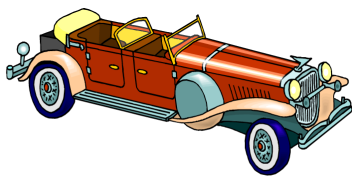
policeman




whistle



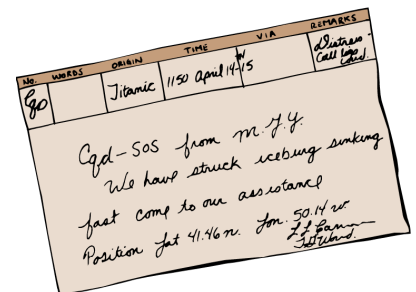
pretzel




motorcar




red



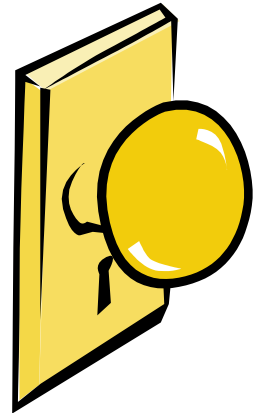
telegram



hotel



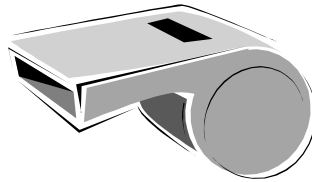
carpet




doorknob




policeman




whistle



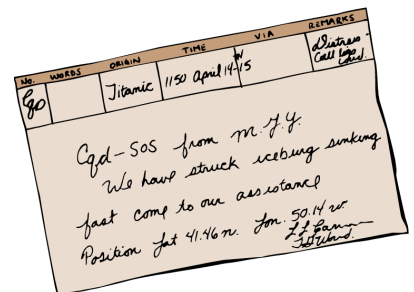
pretzel




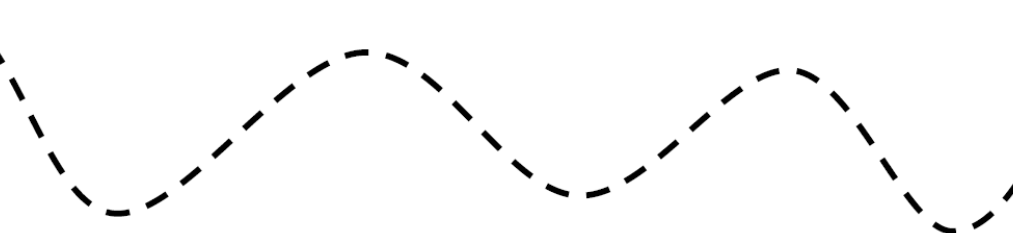
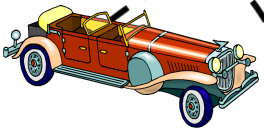
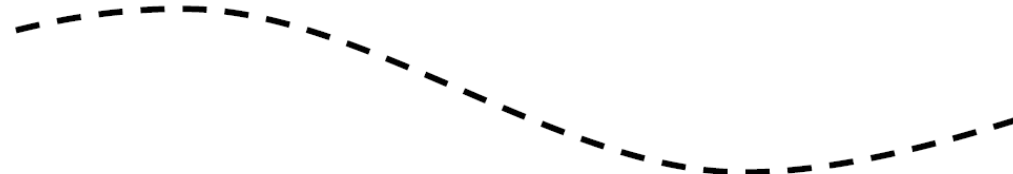
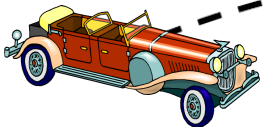




motorcar


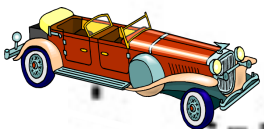

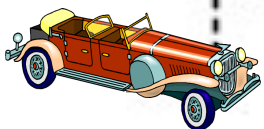

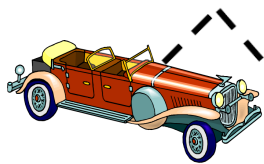



red



telegram








H

T

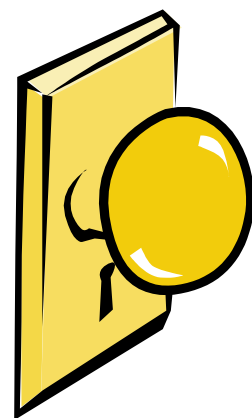
L



S

C

O



P

O

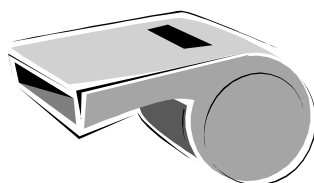
D



L

P


C



V

U


W



P

B

R



N

V

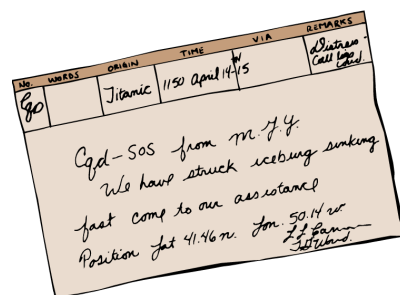
M



R

B


D



V

T


A



h

t

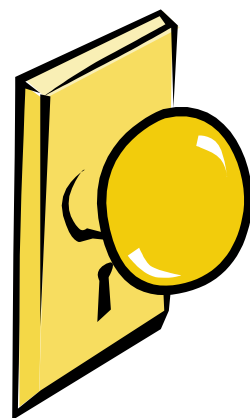
l



s

c

o



p

o

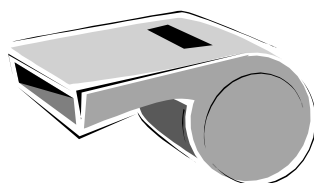
d



l

p


c



v

u


w



p

b


r



n

v

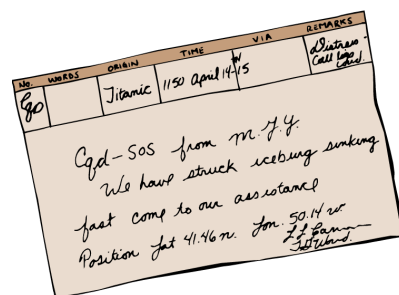
m



r

b

d




v

t


a



hotel



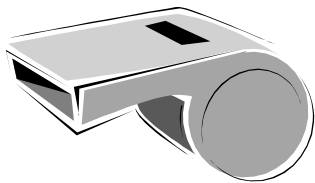
carpet




doorknob




policeman



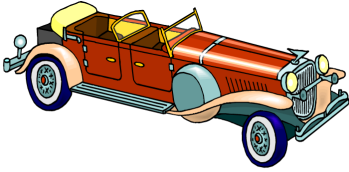
whistle



pretzel




ferry




motorcar




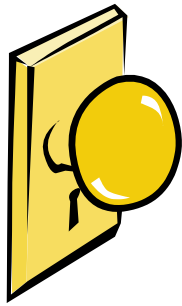
red



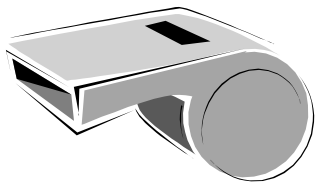
telegram























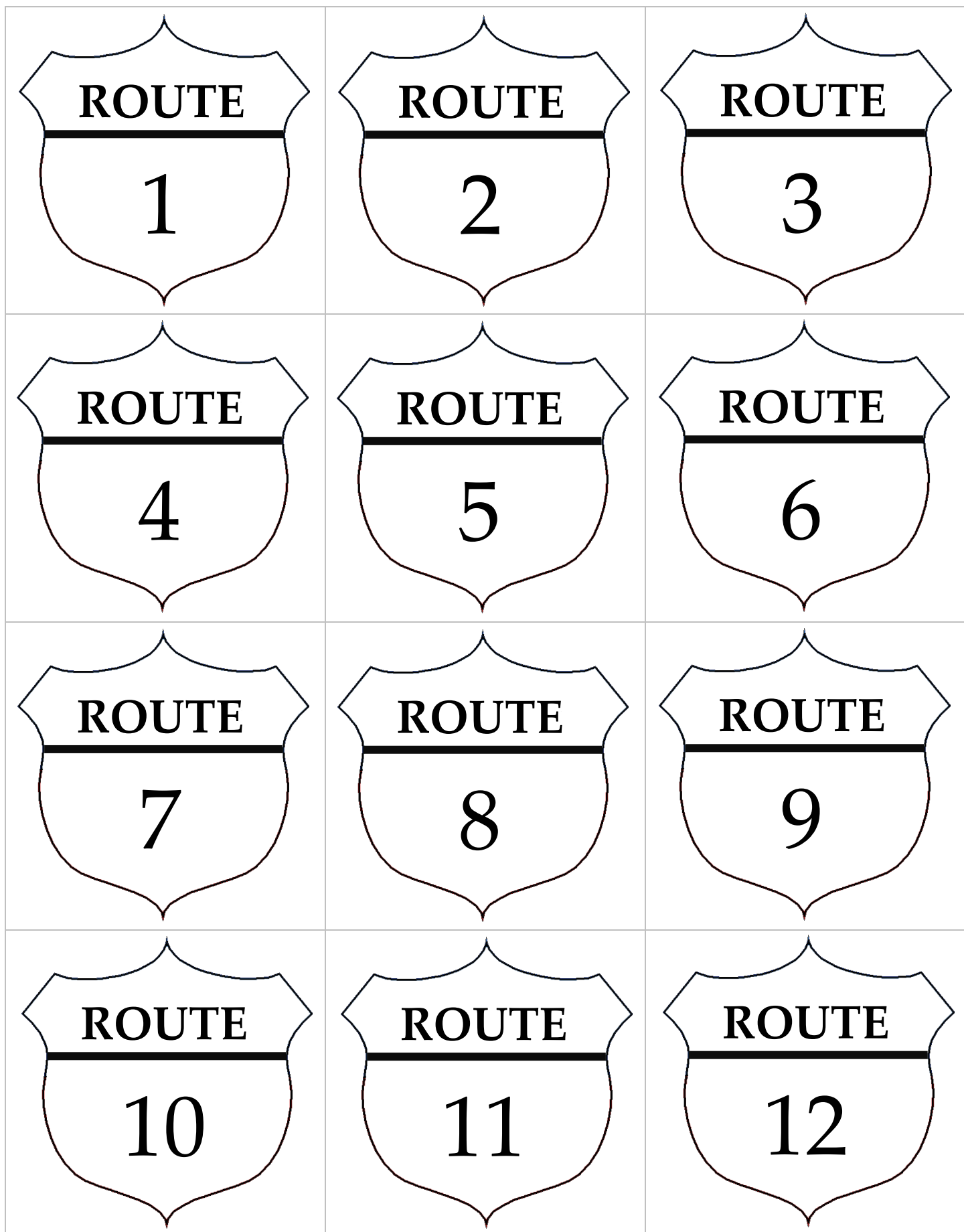


TELEGRAM WORDS	TELEGRAM	TELEGRAM
<p>The words on these cards are all from the story. If your child is reading, have him sound out the words or find them in the story. Blank cards are also provided.</p>	RED	ON
TELEGRAM	TELEGRAM	TELEGRAM
THE	COP	RUN
TELEGRAM	TELEGRAM	TELEGRAM
GAS	BIG	HILL

TELEGRAM	TELEGRAM	TELEGRAM
HAT	HOT	DOGS
TELEGRAM	TELEGRAM	TELEGRAM
CAR	BOYS	DAY
TELEGRAM	TELEGRAM	TELEGRAM










Write your own telegram! What message would you send to someone?

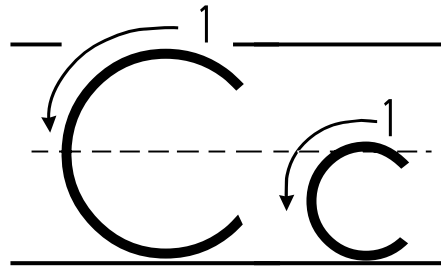

TELEGRAM





Print, laminate and cut out or slide into a sheet protector . Have your child either clip a clothespin to the correct number.

 <table border="1" data-bbox="123 567 547 697"> <tr> <td>9¢</td> <td>8¢</td> <td>3¢</td> </tr> </table>	9¢	8¢	3¢	 <table border="1" data-bbox="594 567 1018 697"> <tr> <td>7¢</td> <td>4¢</td> <td>1¢</td> </tr> </table>	7¢	4¢	1¢	 <table border="1" data-bbox="1081 567 1505 697"> <tr> <td>2¢</td> <td>6¢</td> <td>5¢</td> </tr> </table>	2¢	6¢	5¢
9¢	8¢	3¢									
7¢	4¢	1¢									
2¢	6¢	5¢									
 <table border="1" data-bbox="120 1178 544 1308"> <tr> <td>1¢</td> <td>3¢</td> <td>8¢</td> </tr> </table>	1¢	3¢	8¢	 <table border="1" data-bbox="594 1178 1018 1308"> <tr> <td>9¢</td> <td>2¢</td> <td>4¢</td> </tr> </table>	9¢	2¢	4¢	 <table border="1" data-bbox="1081 1178 1505 1308"> <tr> <td>5¢</td> <td>3¢</td> <td>0¢</td> </tr> </table>	5¢	3¢	0¢
1¢	3¢	8¢									
9¢	2¢	4¢									
5¢	3¢	0¢									
 <table border="1" data-bbox="115 1791 539 1921"> <tr> <td>9¢</td> <td>6¢</td> <td>7¢</td> </tr> </table>	9¢	6¢	7¢	 <table border="1" data-bbox="591 1791 1015 1921"> <tr> <td>5¢</td> <td>8¢</td> <td>7¢</td> </tr> </table>	5¢	8¢	7¢	 <table border="1" data-bbox="1073 1791 1497 1921"> <tr> <td>2¢</td> <td>9¢</td> <td>6¢</td> </tr> </table>	2¢	9¢	6¢
9¢	6¢	7¢									
5¢	8¢	7¢									
2¢	9¢	6¢									



carpet

carpet

C

C

C

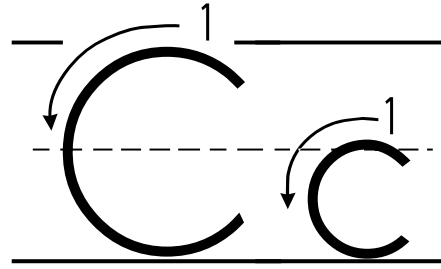

C

c

c

c

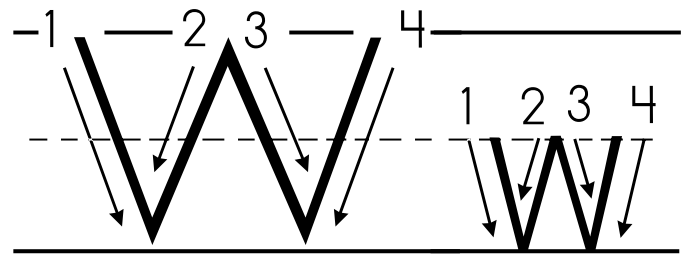
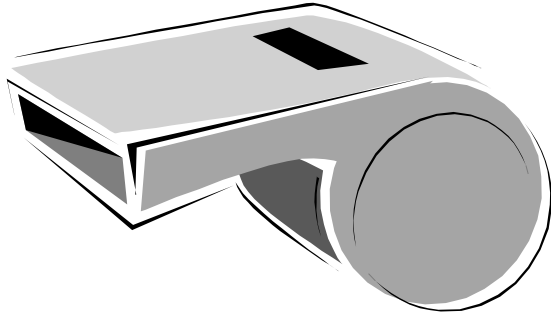
c



carpet

carpet





whistle whistle

W

W

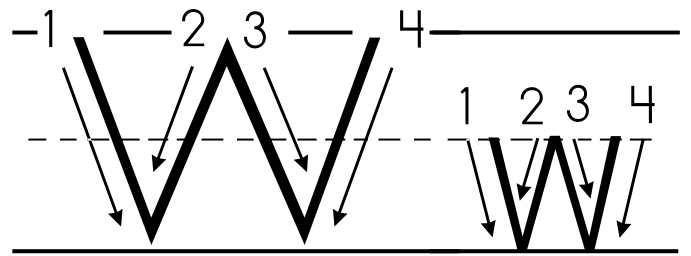
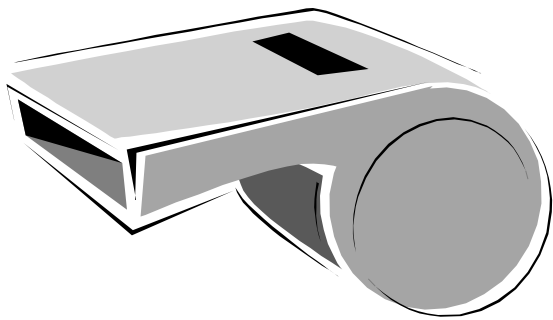
W

w

w

w

w



whistle

whistle

w

w

w

w







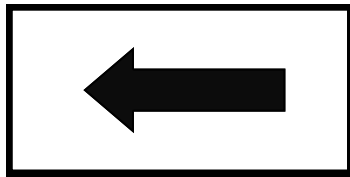





w


w

w

Sign Scavenger Hunt

Can you find these signs in the story that you read?



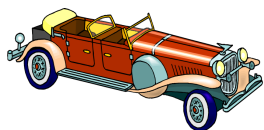


Draw the red carpet rolling out the hotel door.


Then roll out the

carpet right through

the front door.

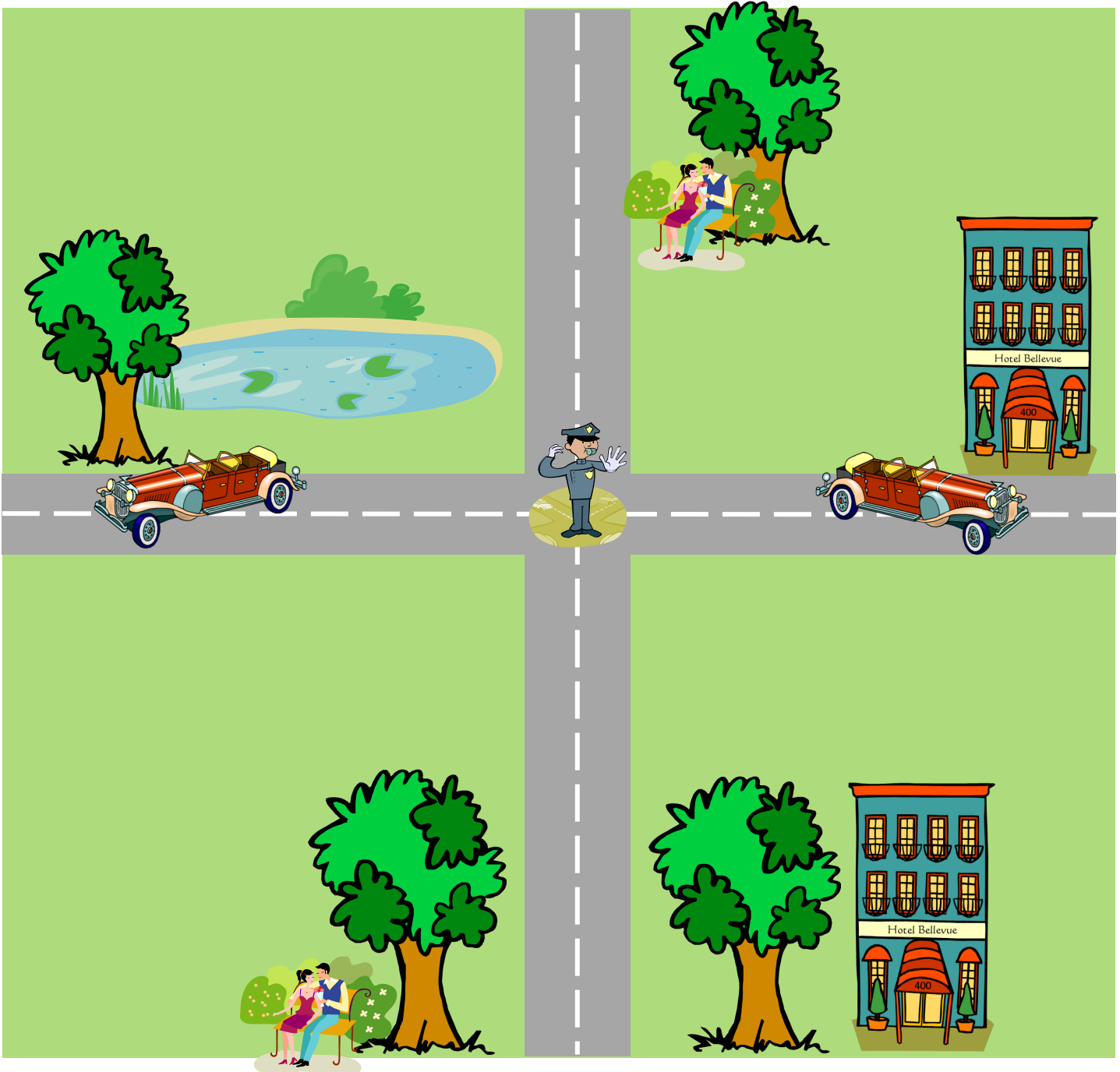



Draw the carpet from the motorcar to the hotel.



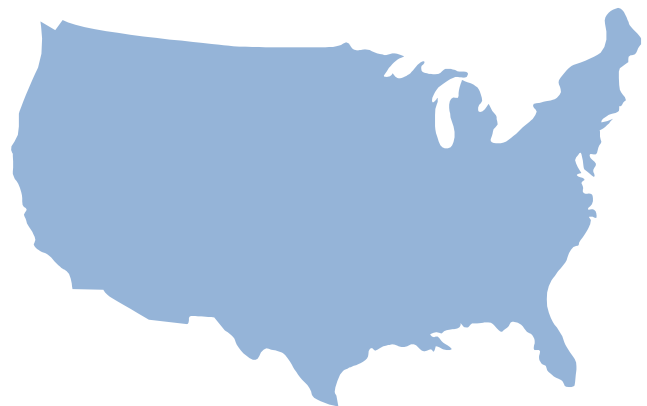
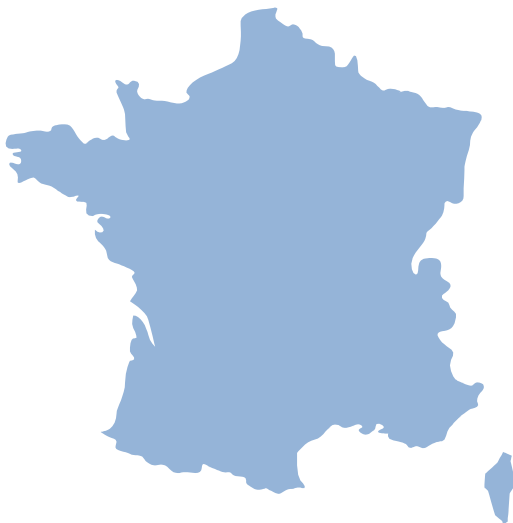
Follow the Directions

1. Draw a blue circle around the tree that is on the west side of the town.
2. Draw a black triangle around the tree that is next to the hotel at the south of town.
3. Draw an orange square around the motorcar on the east side of town.
4. Draw a red heart around the couple under the tree at the north of town.



Find the Cities on the Map

Fill in the correct cities in the blanks below. Draw a dot to show where they are on the map.



Paris, France

London, England

Kobe, Japan

Washington, D.C.

Different ways to Count 50¢

Can you color and count the money below?

