

# The Runaway Bunny Printables

Thanks so much for stopping by my site and downloading this file. I hope that you and your child have **MUCH** fun together using this free resource! You can find all of my files and links for this unit on this webpage:

<http://homeschoolcreations.com/RunawayBunnyPrintables.html>

This pack contains early learning printables to use with your toddler or preschooler when studying [The Runaway Bunny by Margaret Wise Brown](#). I would highly recommend printing the activities from this set onto cardstock so that they are sturdier for younger hands.

If you would like to share, please share a link to my blog or to the page that hosts these files. **Please do not link directly to just the PDF files** (the link you are at now). Please feel free to print this pdf file for your own personal use. They were created for private and non-profit use. Please do not sell or host these files anywhere else.

You can also find extra go-along printables to use with many of the other children's books on my website:

<http://homeschoolcreations.com/LiteratureBasedPrintables.html>


Created by Jolanthe @ <http://homeschoolcreations.com>

August 2012




©2012 [Homeschool Creations](http://homeschoolcreations.com)

Use the top section for your child to practice writing his/her name and add to the front of a lapbook or file folder if storing your child's work. Depending on the book that you use for your adventure, have your child summarize the book and record what they tell you. Add the mini 'book report' to the front of your folder.



what happened in the story?


My favorite part of the book was...



bunny



fish



stream




crocus



garden




bird




tree



sailboat



carrot



bunny



fish



stream




crocUS



garden




bird



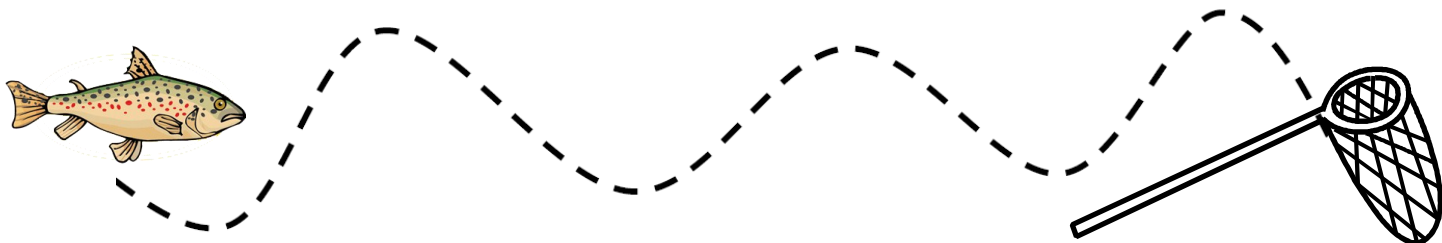
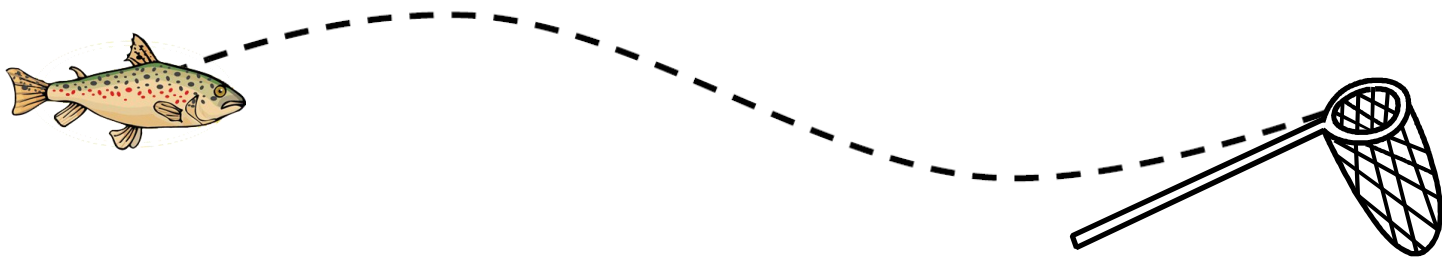
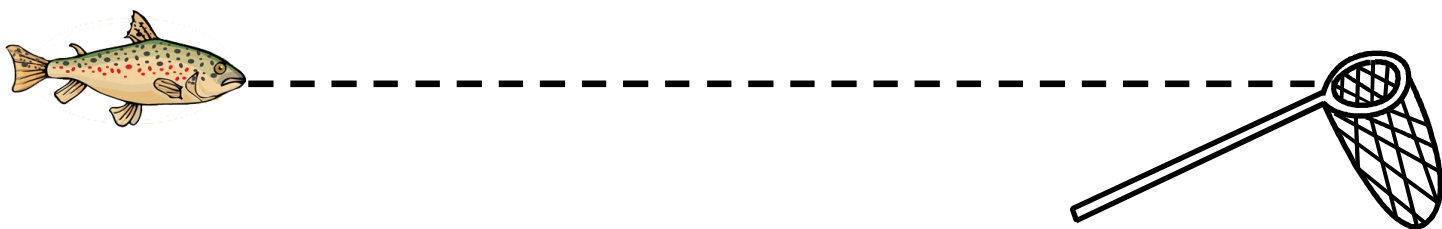
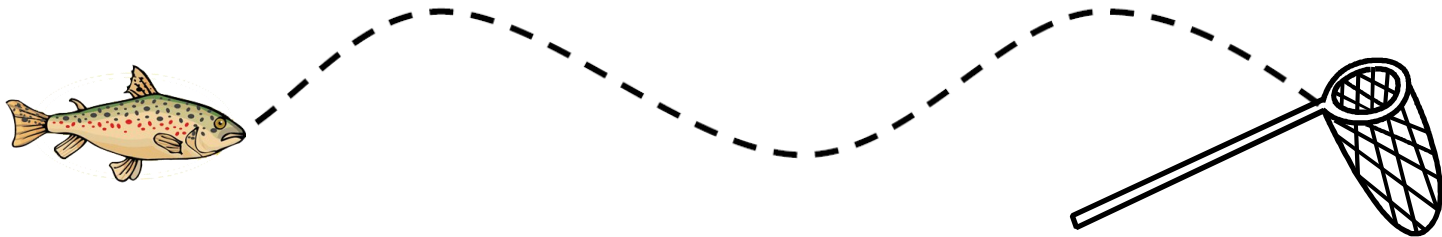
tree

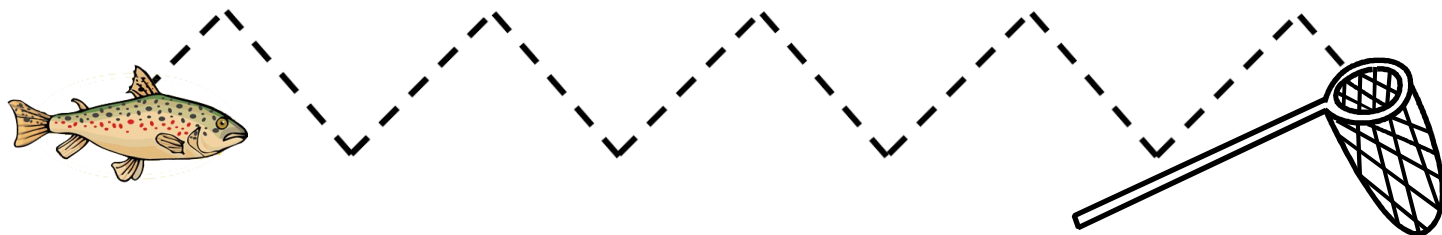


sailboat




carrot










B

R

K



E

C

F



P

S

D



O

C

K



G

U

J



R

P

B



I

L


T



S

B


T



O

C


A




bunny



fish



stream



carrot



rock






crocus



garden



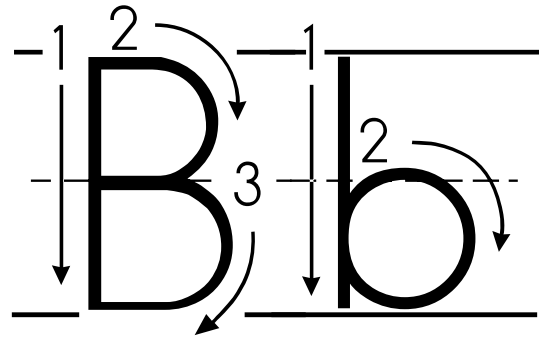

bird



tree



sailboat



bunny

bunny

B

B

B


B

b

b

b


b




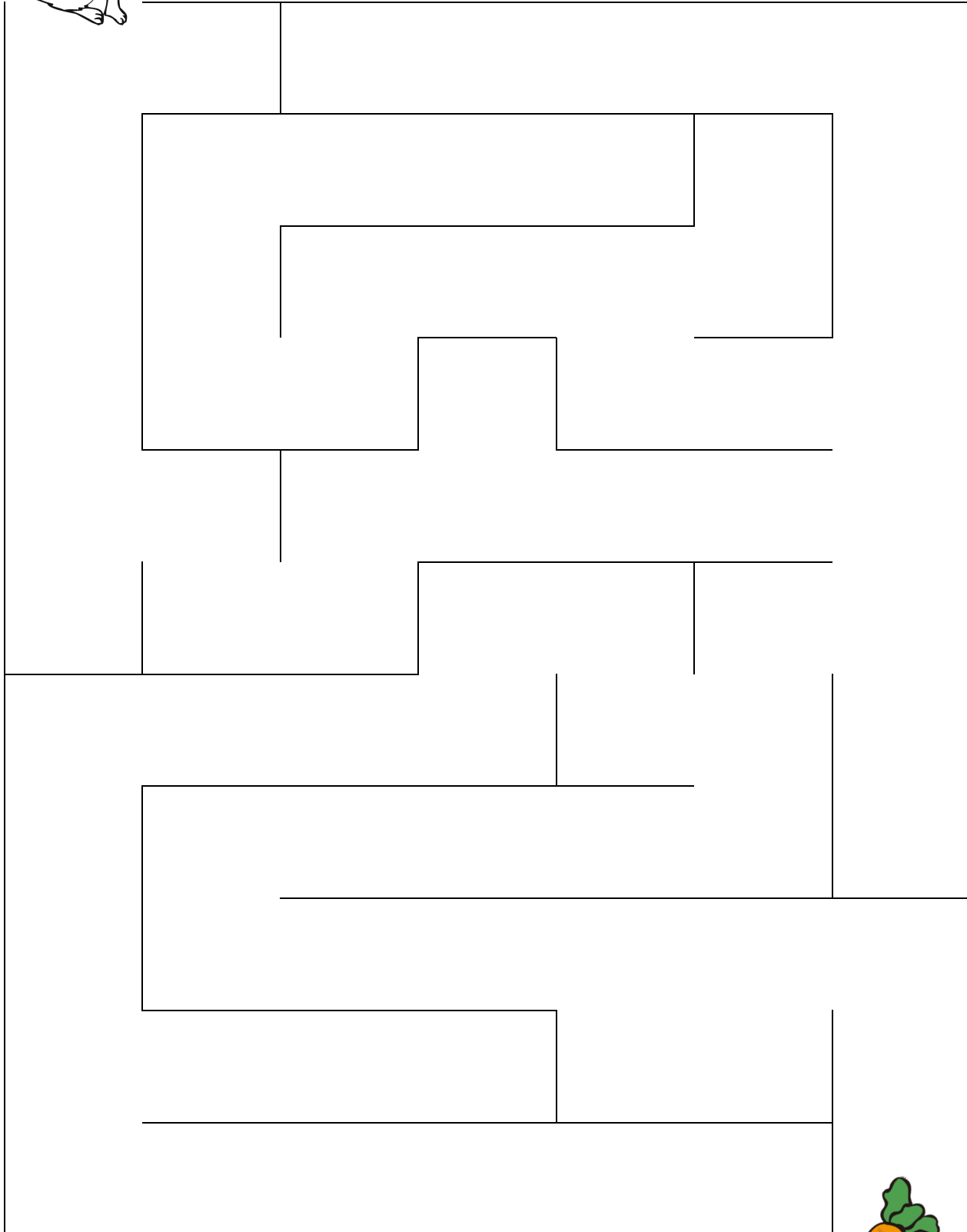
Once there was a little

bunny who wanted to

run away.





Help the bunny get to the carrot.



# Where's the Bunny?

Cut out the numbers and the game piece. Place the numbers {you can put all 20 or fewer} on the table and hide the game piece under one of the numbers. Have your child guess which number the bunny is underneath. This is a great activity for helping your child identify numbers up to 20. If your child correctly guesses where the number is hidden, have fun counting together up to that number. You can also have your child put the numbers in order independently.














# Find the Words

Can you find these words in The Runaway Bunny story?


bunny	tree	rock
bird	circus	sail
house	mother	crocus
wind	fish	boy
gardener	carrot	climber

circle the one that is different



# Label the Bunny

Fill in the correct words in the blanks below.



tail

ears

foot

eye

# Say and Clap Story Words

Cut out the words and numbers. Help your child say and clap the number of syllables in the words. Place the picture under the correct number column.

1

2

fish

rock

bird

bunny

mountain

crocus

sailboat

carrot

stream

wind

garden

tree

## Say and Clap Story Words, cont.


circus

trapeze

tightrope

boy


mother



# Sequencing Cards

Cut the cards apart and have your child sequence them in the order that the bunny says he will be.

Then work on the sequencing of 1st, 2nd, etc...places using either the number cards or the word cards.



1st

first



2nd

second



3rd

third



Sequencing Cards



4th

fourth



5th

fifth




6th

sixth



7th

seventh



8th

eighth

## Story Stick and Paintstick props

As an alternate idea, you can use the smaller squares to the right to sequence the story using a paint stick. Attach Velcro dots to the paint stick and dots to the back of the squares. As you read about what the runaway bunny wants to be in the story, attach it to the stick until they are all in the correct order. Clip art below can be used for sequencing or popsicle stick props

