

Shapes

Read, Build, and Write cards



Use the [Read, Build, Write mats](#) along with the word cards on the following page for additional learning activities with your child when learning shapes. You can download more early learning printables here:

<http://homeschoolcreations.com/EarlyLearningPrintables.html>


Read: Place one of the cards in the top box and read the word together.

Build: Use letter tiles or magnets to build the word in the second box.


Write: Finally, practice writing the word in the bottom box.

[Download the Read, Build, Write mats here.](#)

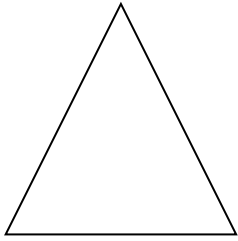
Shapes ~ Read, Build, and Write



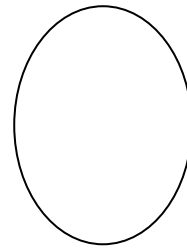
circle




square




triangle




oval



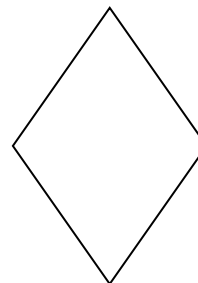
rectangle



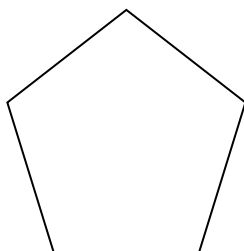
star



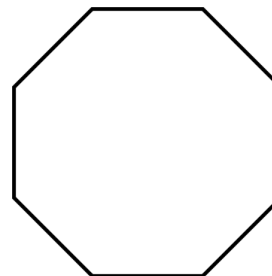
heart



diamond




pentagon



octagon


Shapes ~ Read, Build, and Write




circle




square



triangle



oval




rectangle




star




heart



diamond



pentagon



octagon