


Star Wars PreSchool Pack {Part 2}



Thanks so much for stopping by my site and downloading this file. I hope that you and your child have MUCH fun together using this free resource! You can find all of my files and links for this unit on this webpage:

<http://homeschoolcreations.com/StarWarspreschoolpack.html>

This pack contains early learning printables to use with your preschooler to have fun with Star Wars! I would highly recommend printing the activities from this set onto cardstock so that they are sturdier for younger hands.

If you would like to share, please share a link to my blog or to the page that hosts these files. Please do not link directly to just the PDF files (the link you are at now). Please feel free to print this pdf file for your own personal use. They were created for private and non-profit use. Please do not sell or host these files anywhere else.

Created by Jolanthe @ <http://homeschoolcreations.com>

July 2011

Graphics from [JD Digi Designs](#)

purchased from [MyGrafico.com](#)



L

F


E



S

B

P



P

D


O



N

H


W



R

U


S



B

P

L



Y

V


S



S

Y

D







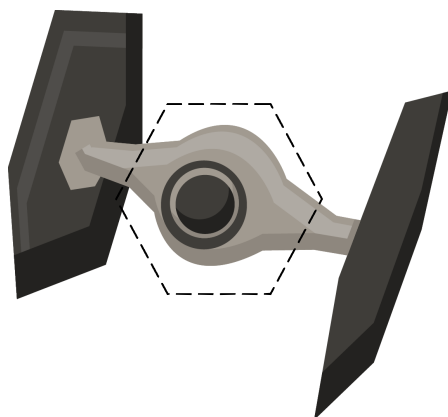
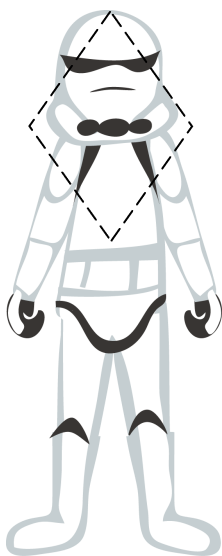
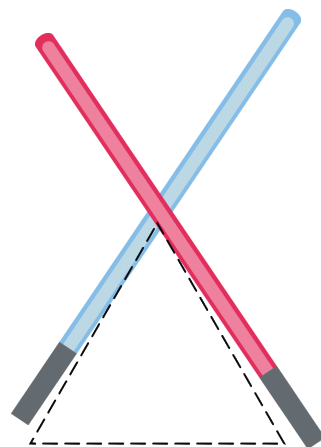
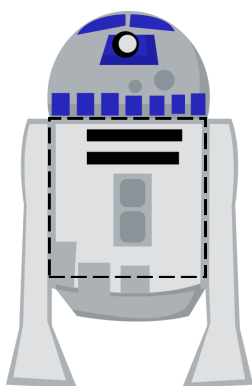



S

H

A

How long is the light saber?





circle

star

triangle

Square

rectangle

diamond

heart


hexagon

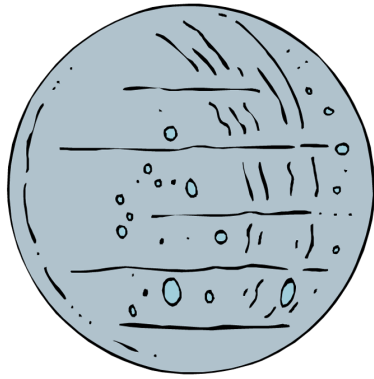
oval

Directional Words and Word Recognition

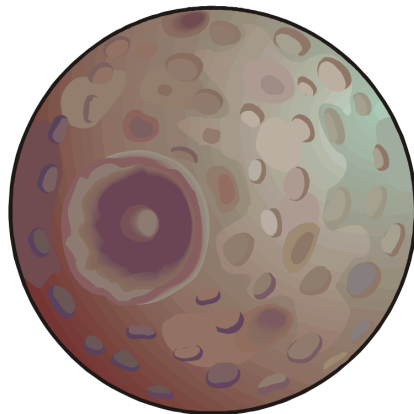
Print out the following pages {a mini-reader of sorts}. Cut each sheet of paper in half and then staple the pages together. Cut out the clip art below and have your child glue the appropriate pieces to the story pages. Use the vocabulary word sheet to help your child identify some of the words in the story if needed.

Where is the Starfighter?







The starfighter is **under** the moon.



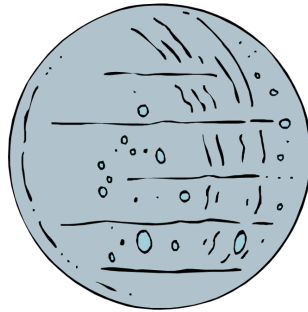
The starfighter is **next to** the brown planet.



The starfighter is **over** the yellow planet.

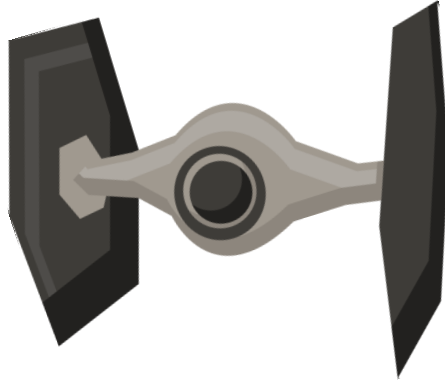


The starfighter is **beside** the blue planet.




The starfighter is **above** the moon.





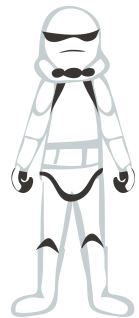
The starfighter is **near** Yoda.

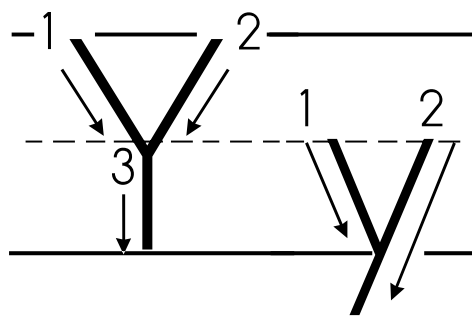


Luke is **on** the Starfighter.



circle the one that is different





Yoda

Y

Y

Y

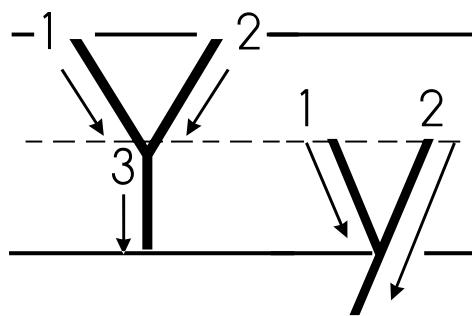
Y

y

y

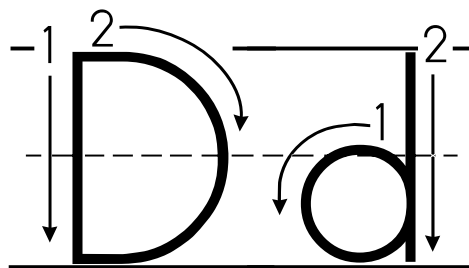

y

y



Yoda





Darth Vader

D

D

D

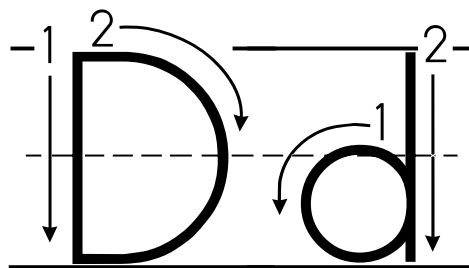

D

d

d

d

d



Darth

Vader

D

D

D

D

d

d

d

d

PUPPET Fun!!

Print off the following two pages onto cardstock and then cut out the Star Wars figures. Laminate them to make them more durable and then glue or tape them to a popsicle stick to have a little bit of fun acting out your favorite Star Wars scene!

