

# Even & Odd Sorting

Print the following pages on cardstock and laminate them to make them sturdy. Then let your child sort the numbers by even and odd while spread out on the floor, or pick a handful of the numbers and have him record them on the last page in the even or odd basket using a vis-à-vis marker. Have fun learning and sorting together!



**Thanks so much for stopping by my site and downloading this file. I hope that you and your child have MUCH fun together using this free resource! You can find additional Thanksgiving printables on this page:**

<http://homeschoolcreations.com/ThanksgivingPrintables.html>

If you would like to share, please share a link to my blog or to the page that hosts these files. **Please do not link directly to just the PDF files** (the link you are at now). Please feel free to print this pdf file for your own personal use. They were created for private and non-profit use. Please do not sell or host these files anywhere else.


Created by Jolanthe @ <http://homeschoolcreations.com>

November 2012


Clip art from [Stockberry Studio](#) and purchased from [My Graphico](#)



Even




1




2




Odd




3




4




5




6




7




8




9




10




11




12




13




14




15




16




17



18



19



20

Is the number even or odd? Write the number down in the correct column.

# Even



# Odd

