



# Transportation Preschool Pack {Part 1}



**Note: There are TWO parts to this printable, so be sure that you download BOTH parts of the printable to have all of the pages!!! Find all downloads on this page:**

<http://homeschoolcreations.com/transportationpreschoolpack.html>

This pack contains early learning printables to use with your toddler or preschooler when studying about transportation. I would highly recommend printing the activities from this set onto cardstock so that they are sturdier for younger hands.

Printables for this preschool pack include:


- Name tag strip for front of lapbook or folder if you store your preschool pack
- Story summary sheet for one of your favorite books
- Transportation words {and 2 part word and picture matching cards}
- Shadow matching
- Fly the Airplane tracing lines
- 3 Piece puzzle cards
- Vehicle size sequencing
- Color by number coloring page
- Letters to spell several vehicle words
- Count the Vehicles ~ 1:1 counting and number identification cards
- Vehicle Colors ~ trace the color word
- Left and Right direction sorting cards
- Beginning sound word cards
- Letter H and B word tracing sheets

If you would like to share, please share a link to my blog or to the page that hosts these files. **Please do not link directly to just the PDF files** (the link you are at now).

Please feel free to print this pdf file for your own personal use. They were created for private and non-profit use. Please do not sell or host these files anywhere else. Most artwork created by [Goodness & Fun](#) and [Stockberry Studio](#) purchased from [MyGrafico.com](#)


Created by Jolathe @ <http://homeschoolcreations.com>

Use the top section for your child to practice writing his/her name and add to the front of a lapbook or file folder if storing your child's work. Depending on the book that you use for your adventure, have your child summarize the book and record what they tell you. Add the mini 'book report' to the front of your folder.



what happened in the story?


My favorite part of the book was...




helicopter




car



bus



train




motorcycle



airplane




taxi



truck




boat



helicopter




car



bus



train




motorcycle



airplane



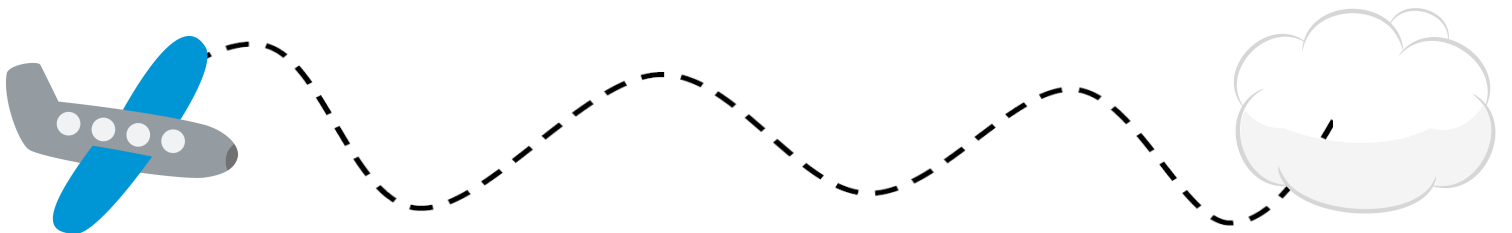
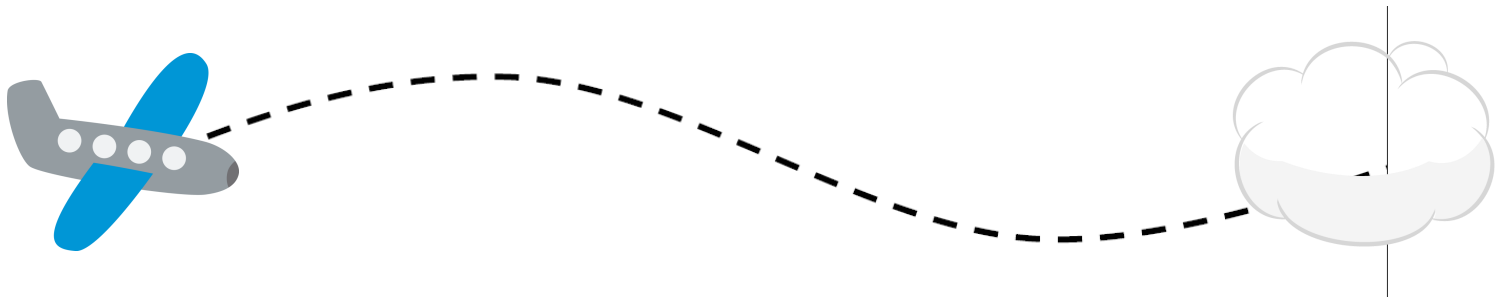
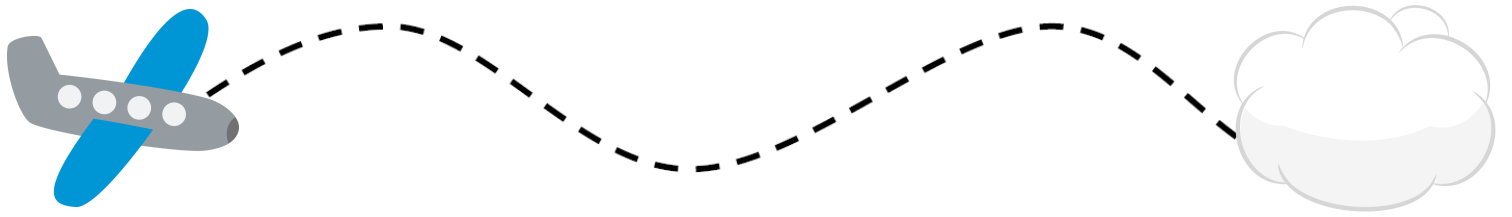
taxi

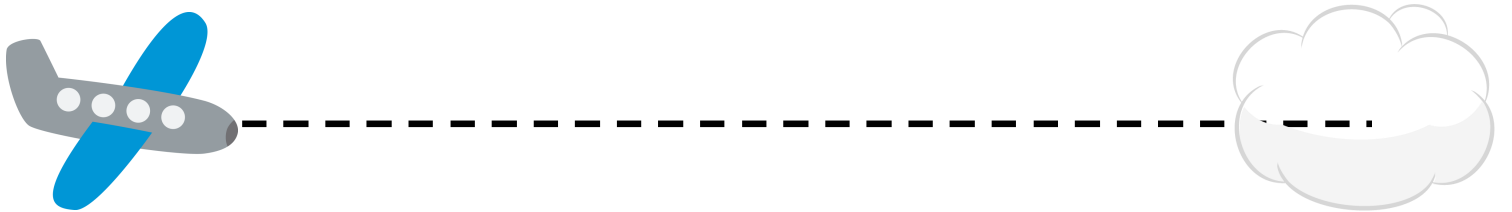
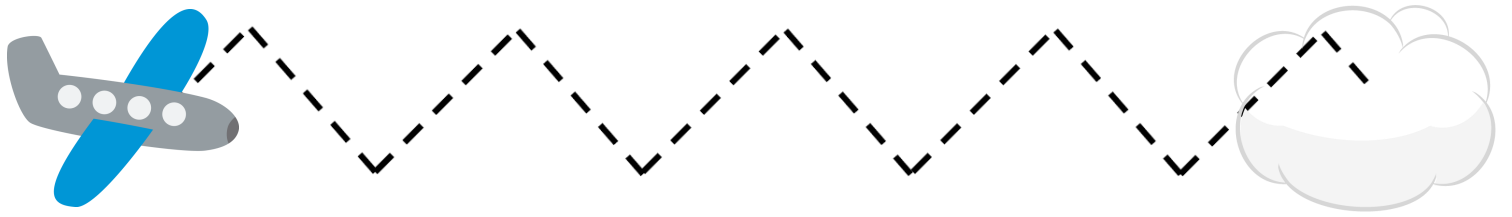


truck



boat








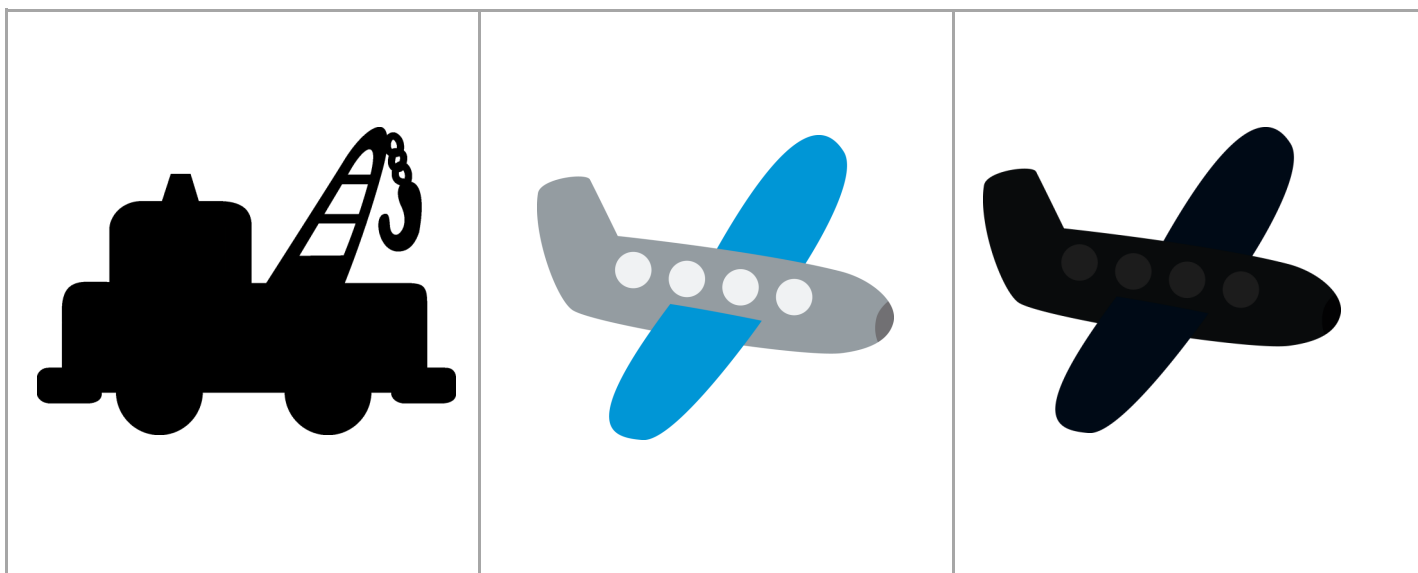
# Vehicle Words




# Counting Cards







Created by Jolanthe @ <http://homeschoolcreations.com>





5

1

8



3

9

2



3

4


10



9

4


7



5

2


6



9

6


4



10

1


7



9

8


2



9

8



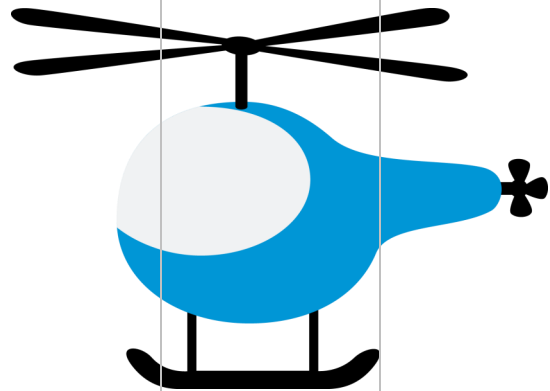




6




10

5

1





Line up the train cars in numerical order from 1-10.  
When you are done, you can also sort the numbers by even and odd {odd numbers are all orange and even numbers are all green.

Odd

Even

