

Valentine's Day

Early Learning Printables

{Kindergarten add-on}



Thanks so much for stopping by my site and downloading this file. I hope that you and your child have **MUCH** fun together using this free resource! You can find all of my files, links and book suggestions for this unit on this webpage:

<http://homeschoolcreations.com/ValentinesDayPrintables.html>

This pack contains early learning printables to use with your child. The first half of the kit focuses on skills for younger children and the second includes pages for more advanced preschoolers or kindergarteners. I would highly recommend printing the activities from this set onto cardstock so that they are sturdier for younger hands.

If you would like to share, please share a link to my blog or to the page that hosts these files. **Please do not link directly to just the PDF files** (the link you are at now). Please feel free to print this pdf file for your own personal use. They were created for private and non-profit use. Please do not sell or host these files anywhere else.

Created by Jolanthe @ <http://homeschoolcreations.com>

January 2012

Graphics from [The Crafty Clip](#) and [Kika Esteves](#) purchased from [My Graphico](#).



H

P

I



N

X

M



U

V

W



O

M

D



R

U

S



C

P

R



P

V

C



R

B

Z



V

H

C



h p i



n x m



u v w



o m d



r u s



c p r



p v c



r b z



v h c



hearts



mailbox



valentine



date




stamp



Cupid



chocolate



rose



candy



friends























Chocolate Addition




$$\square + \square = \square$$



Cut out the pieces and numbers below to use as hands on pieces when adding. There are enough pieces that you can practice addition problems up to 10!

0	1	2	3	4	5
0	6	7	8	9	10
0	1	2	3	4	5
0	6	7	8	9	10










Color and Show How Many

Match the rhyming words by drawing a line between the two picture words that sound alike.

Slide into a sheet protector and use a dry erase marker if you would like to re-use it.

How many hearts? _____

How many stamps? _____

How many Cupids? _____

How many chocolates? _____

How many valentines? _____




Love each other as

I have loved you.

John 13:1

what comes next?



Find the Words

Can you find these words in the story that you read?

we

our

stamp

a

cut

friends

hearts

like

mail

to

send

in

out

their

on



On February 14th we send valentines



to our friends. We cut out hearts. We



use a stamp to mail our valentine.




Our friends like getting a valentine in



their mailbox.

Color by Number



1 - red

2 - pink

3 - yellow

4 - purple


5 - light green


6 - brown

Count By 2's


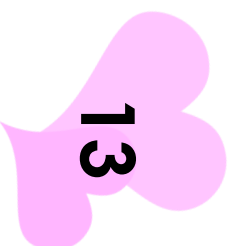





Count By 5's

Count By 10's





Help Cupid by filling in the missing numbers.



Word Matching

Draw lines to match the correct words to the pictures.



hearts

chocolate

mailbox

candy

Cupid


rose

stamp

Valentine

Label Cupid

Fill in the correct words in the blanks below.



wings

bow

arrow

foot