

Valentine's Day

Early Learning Printables

{Preschool version}



Thanks so much for stopping by my site and downloading this file. I hope that you and your child have **MUCH** fun together using this free resource! You can find all of my files, links and book suggestions for this unit on this webpage:

<http://homeschoolcreations.com/ValentinesDayPrintables.html>

This pack contains early learning printables to use with your child. The first half of the kit focuses on skills for younger children and the second includes pages for more advanced preschoolers or kindergarteners. I would highly recommend printing the activities from this set onto cardstock so that they are sturdier for younger hands.

If you would like to share, please share a link to my blog or to the page that hosts these files. **Please do not link directly to just the PDF files** (the link you are at now). Please feel free to print this pdf file for your own personal use. They were created for private and non-profit use. Please do not sell or host these files anywhere else.

Created by Jolanthe @ <http://homeschoolcreations.com>

January 2012

Graphics from [The Crafty Clip](#) and [Kika Esteves](#) purchased from [My Graphico](#).

Use the top section for your child to practice writing his/her name and add to the front of a lapbook or file folder if storing your child's work. Depending on the book that you use for your adventure, have your child summarize the book and record what they tell you. Add the mini 'book report' to the front of your folder.



What happened in the story?

My favorite part of the book was...



hearts




mailbox



valentine



date



stamp



chocolates



Cupid



roSe



candy



hearts




mailbox



valentine



date



stamp



chocolates



Cupid



rose



candy

...God is love.

I John 4:8



...Love each other
as I have
loved you.

John 15:12



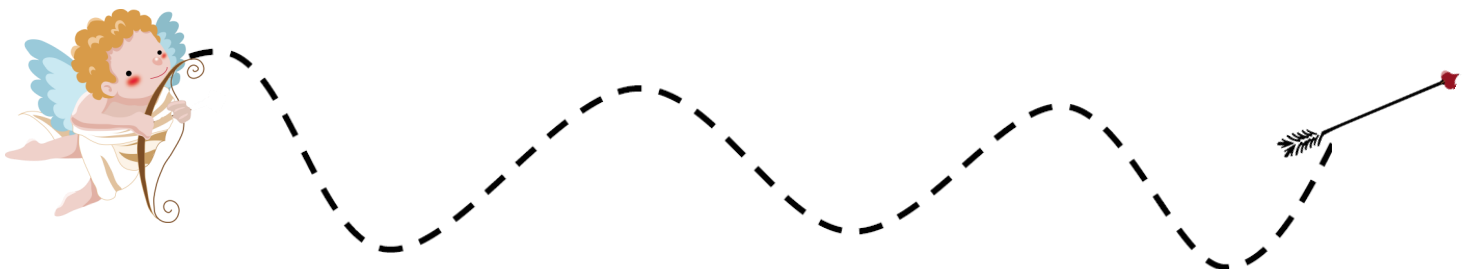
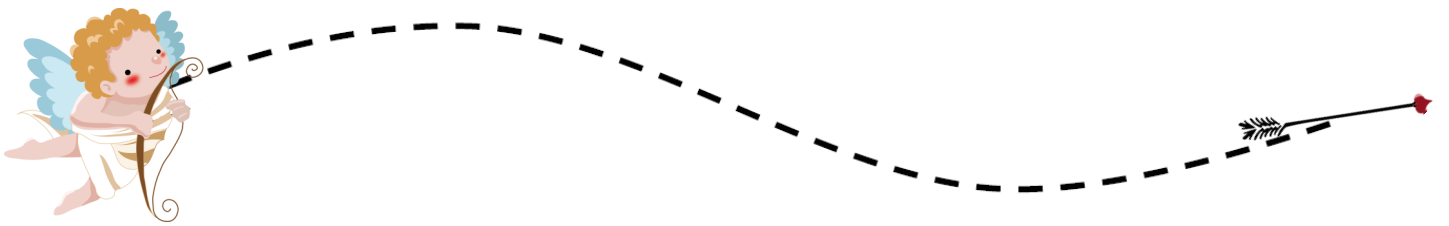
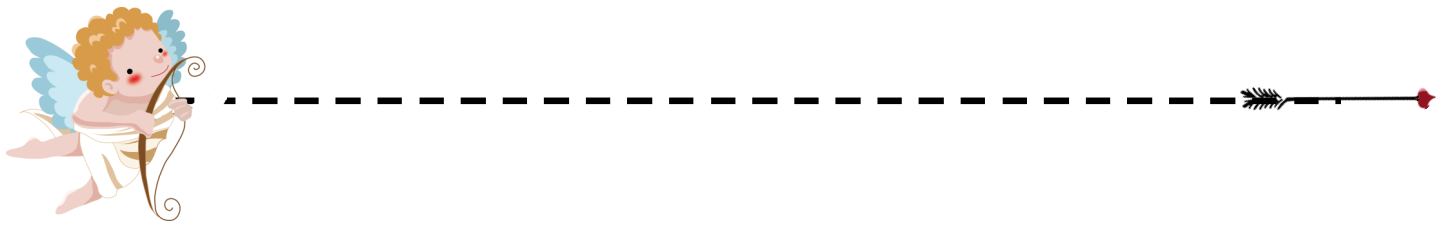
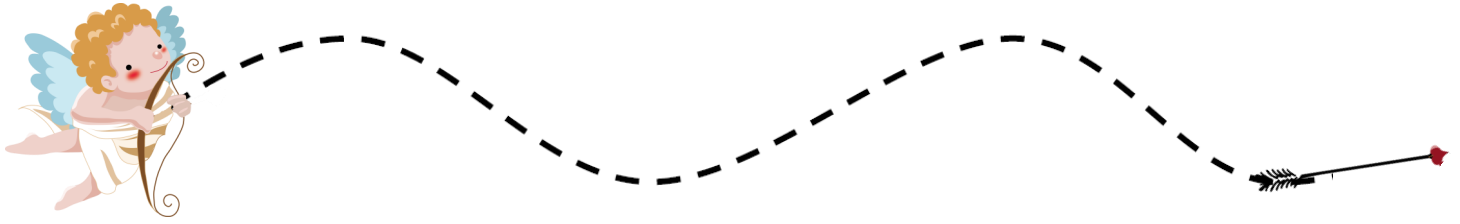
...God is love.

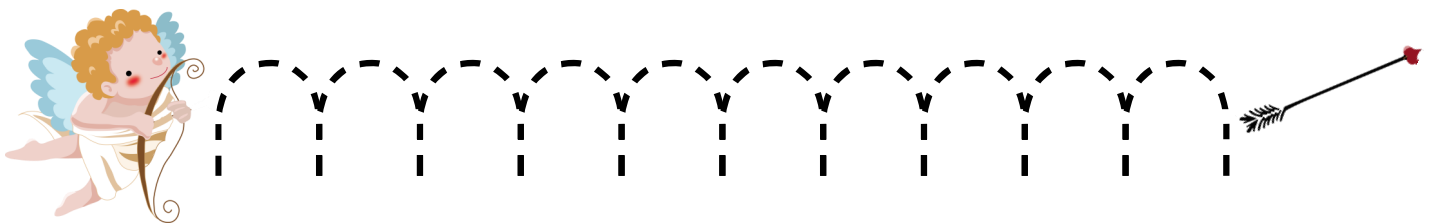
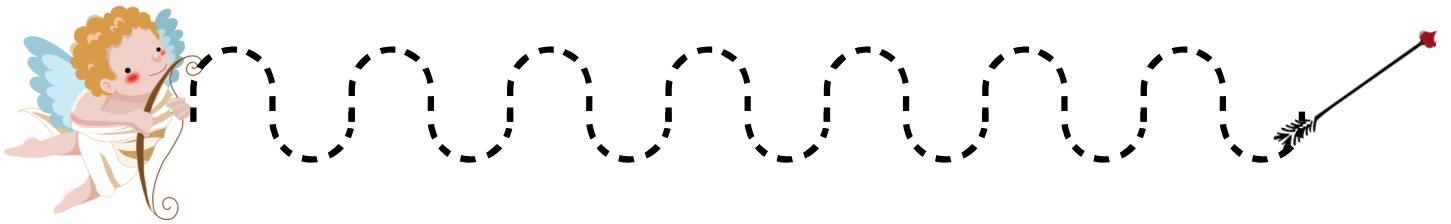
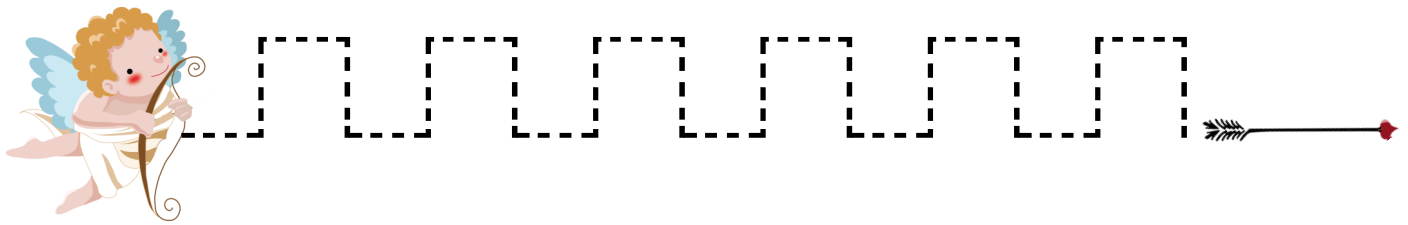
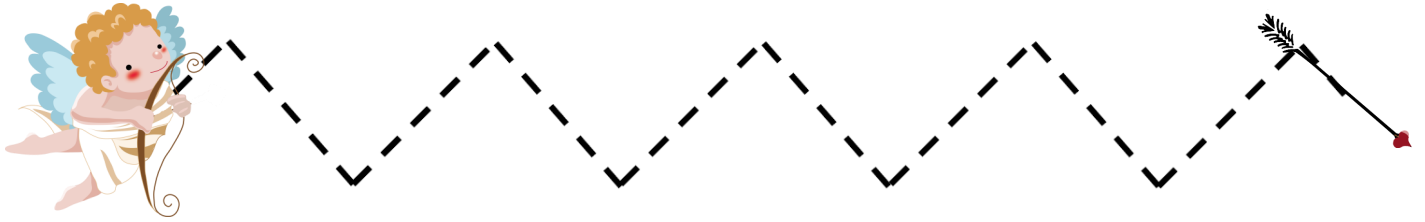
I John 4:8


Love each other as

I have loved you.

John 15:12











is for Cupid



is for hearts







Cut out and tape together the two strips to make one long patterning board. Use the images on the previous to work on different patterns with your child!






Size Sorting

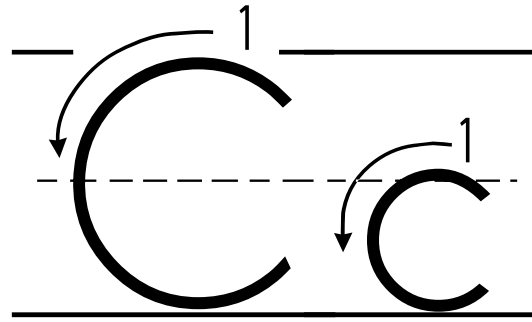
Sort the items on the following page according to size.

Large

medium

Small





Cupid

Cupid

C

C

C

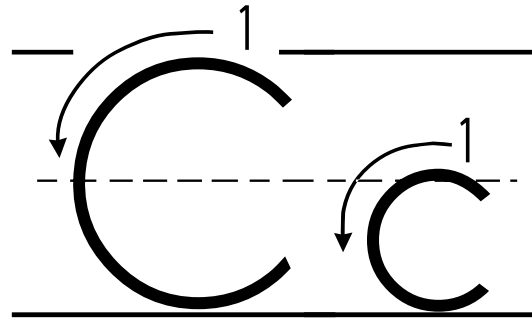
C

c

c

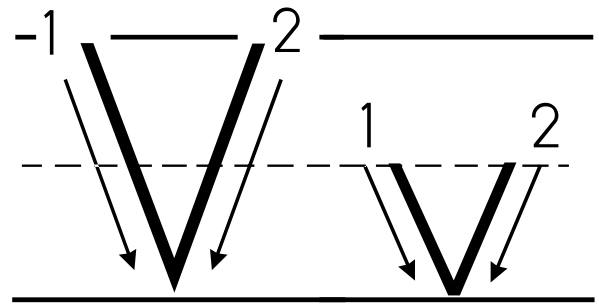
c

c



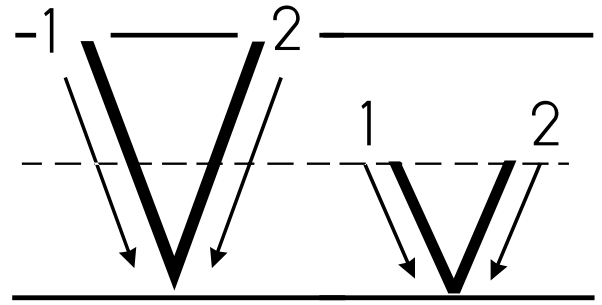
Cupid





valentine





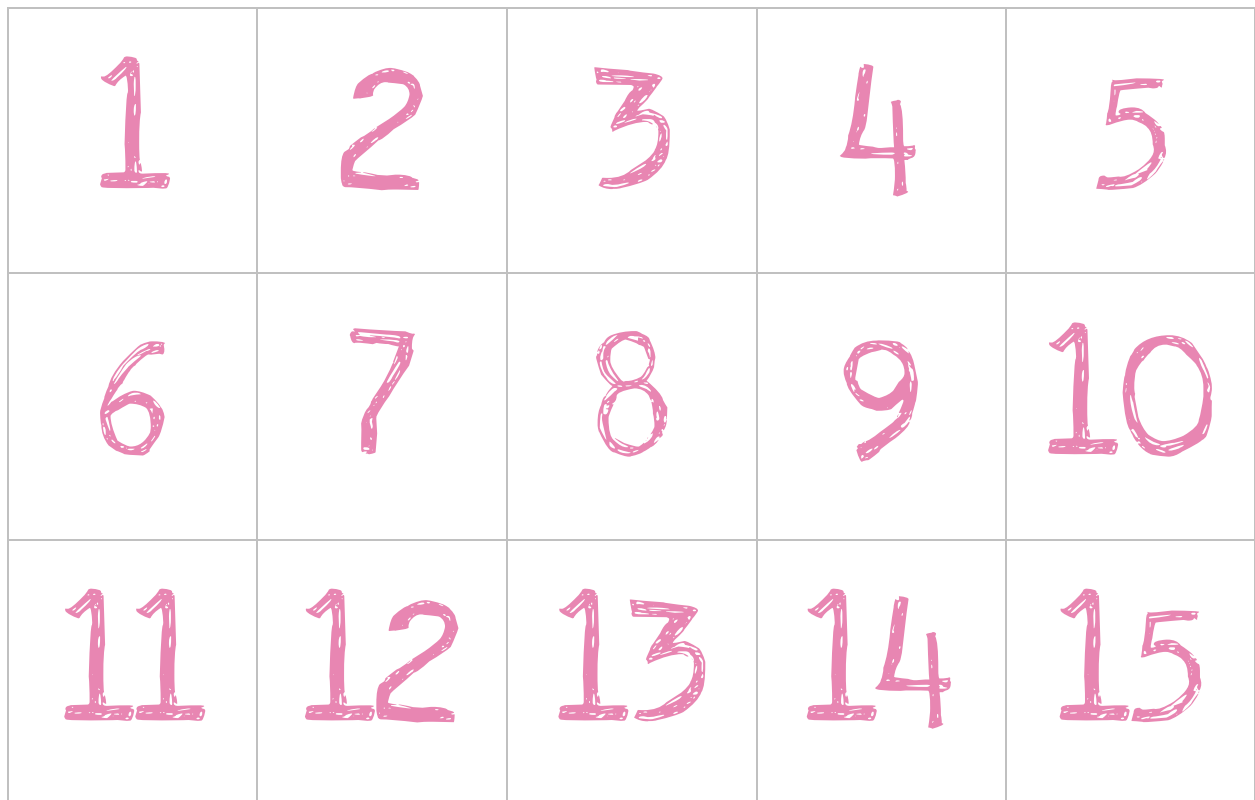

valentine


V V V V

v v v v v

How many chocolates?







Cut out the Cupids and sort them according to size from smallest to largest.