

Apples

Read, Build, and Write cards



Use the [Read, Build, Write mats](#) along with the word cards on the following page for additional learning activities with your child when studying about apples:

Read: Place one of the cards in the top box and read the word together.


Build: Use letter tiles or magnets to build the word in the second box.

Write: Finally, practice writing the word in the bottom box.


[Download the Read, Build, Write mats here.](#)

some graphics from: [Cloud Street's Sweet Autumn kit via Etsy.](#)


Apples ~ Read, Build, and Write



apple



tree



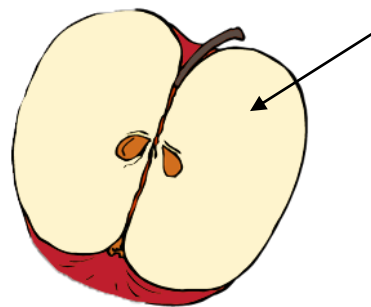
stem



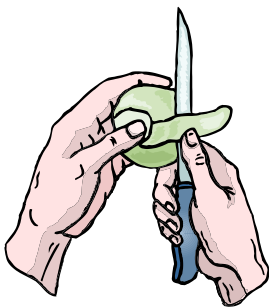
seeds




core



flesh




peel



applesauce



blossom



worm