



# The Little Rabbit Printables

Thanks so much for stopping by my site and downloading this file. I hope that you and your child have **MUCH** fun together using this free resource! You can find all of my files and links for this unit on this webpage:

<http://www.homeschoolcreations.com/TheLittleRabbitPrintables.html>

This pack contains early learning printables to use with your toddler or preschooler when studying [The Little Rabbit](#) by Judy Dunn. I would highly recommend printing the activities from this set onto cardstock so that they are sturdier for younger hands.

Don't miss the go-along animal classification cards that can be found here:

[Animal Classification Cards](#)

If you would like to share, please share a link to my blog or to the page that hosts these files. **Please do not link directly to just the PDF files** (the link you are at now). Please feel free to print this pdf file for your own personal use. They were created for private and non-profit use. Please do not sell or host these files anywhere else.

You can also find extra go-along printables to use with many of the other children's books on my website:

<http://homeschoolcreations.com/LiteratureBasedPrintables.html>

Created by Jolanthe @ [www.homeschoolcreations.net](http://www.homeschoolcreations.net)

January 2013



Use the top section for your child to practice writing his/her name and add to the front of a lapbook or file folder if storing your child's work. Depending on the book that you use for your adventure, have your child summarize the book and record what they tell you. Add the mini 'book report' to the front of your folder.



What happened in the story?

My favorite part of the book was...





rabbit



eggs



basket



grass



butterfly



turtle



carrots



hutch



rhubarb





rabbit



eggs



basket



grass



butterfly



turtle



carrot



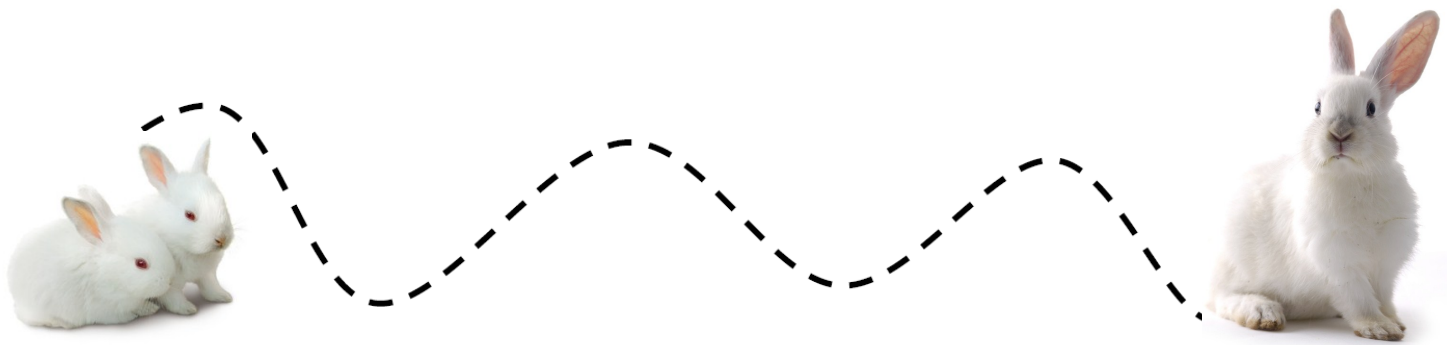
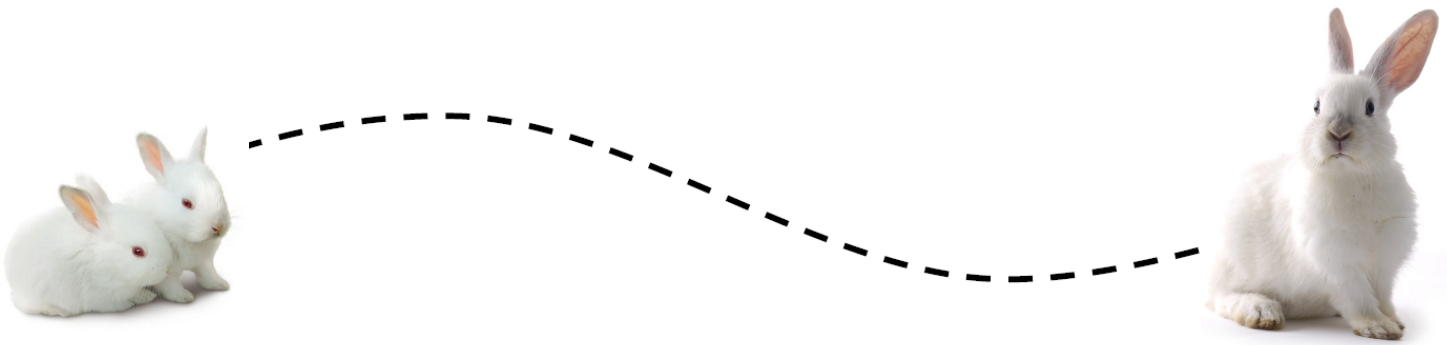
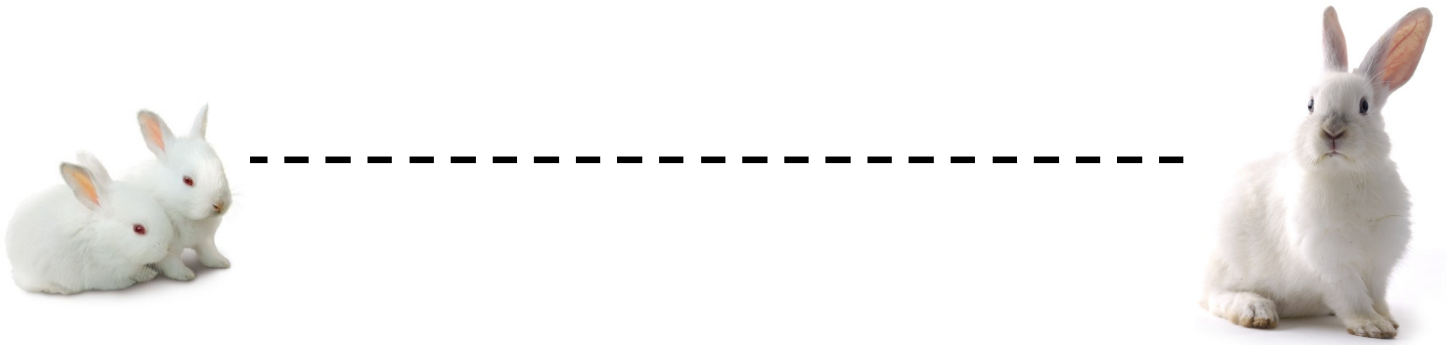
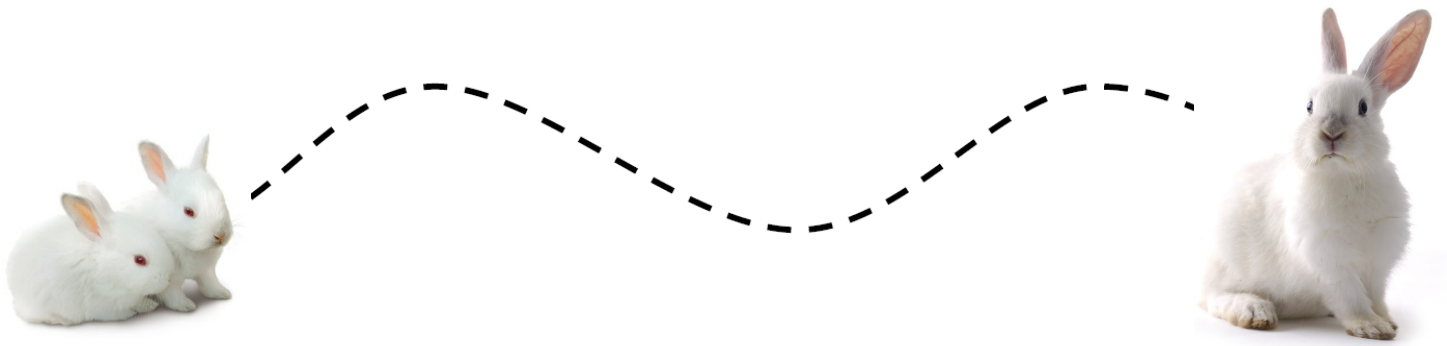
hutch



rhubarb

Cut apart the 2-part cards and have your child match the word to the image.








# Flowers


# Animals

Cut out the pieces below and sort by flowers and animals.




# Matching

Print off these cards and use them to play a matching game with your child.









K P R



E I F



P B D



O G S



R I B



T P I



O Q C



R H I



R B P





p r k



i e f



b d q



g o s



b r i



i t p



q c o



h i r




b p r





rabbit



eggs



basket



butterfly



grass





turtle



carrot



hutch



rhubarb



ferns





Practice learning the days of the week with the little rabbits and see if you can put them in the correct order after the mother rabbit.



Print, laminate and cut out or slide into a sheet protector . Have your child either clip a clothespin to the correct number.



9	8	3
---	---	---




7	4	1
---	---	---



2	6	5
---	---	---




1	3	8
---	---	---



9	2	4
---	---	---



5	3	0
---	---	---



9	6	7
---	---	---

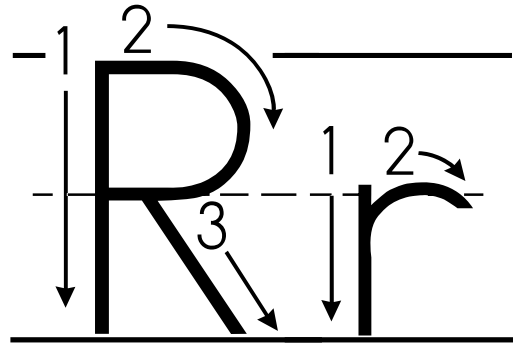


5	8	7
---	---	---



2	9	6
---	---	---





rabbit

rabbit

R

R

R

R

R

r

r

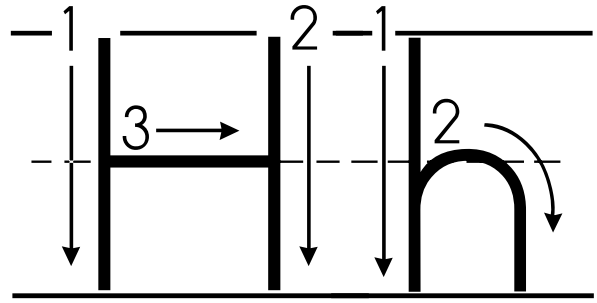
r

r

r







hutch

hutch

H

H

H

H

h

h


h

h



# Label the Turtle

Fill in the correct words in the blanks below.



tail

head

foot

shell



# Where's the Rabbit? {and even/odd sort}

Cut out the numbers and the game piece. Place the numbers {you can put all 20 or fewer} on the table and hide the game piece under one of the numbers. Have your child guess which number the rabbit is underneath. This is a great activity for helping your child identify numbers up to 20. If your child correctly guesses where the number is hidden, have fun counting together up to that number. **Additional:** You can also have your child put the numbers in order independently. Use the even and odd rabbits to sort the numbers into the correct even or odd pile.







Buttercup was  
outside and met  
a brown rabbit,  
a butterfly, and  
a turtle.



# Say and Clap Story Words

Cut out the words and numbers. Help your child say and clap the number of syllables in the words. Place the picture under the correct number column.

1

2

rabbit

eggs

basket

carrot

rhubarb

hutch

straw

turtle

ferns

fur

nest

flowers



# What starts with the 'H' sound?



--	--	--	--	--

Cut out the pictures below. Glue the ones that begin with the 'H' sound in the boxes



What is the rabbit's name?

Where does this rabbit live?

What color is the rabbit?

What color eyes does the rabbit have?



What is this rabbit's name?


Where does this rabbit live?

What color is the rabbit?

What color eyes does the rabbit have?





	10
	20
	30
	40
	50
	60
	70
	80
	90
	100

